



ASUMH Duo Instructions

Revised Summer 2022

Already have DUO from another Arkansas State University branch?

Stop here and complete this [form](#)

https://services.asusystem.edu/TDClient/41/ASUMH/Requests/TicketRequests/NewForm?ID=u4Q3nVQevI0_&RequestorType=Service&SIDs=12

Download the Duo App in the App Store or Google Play



Login to [site](#)

www.asumh.edu/banner

Select the Student Self Service option

[HOME](#)[FUTURE STUDENTS](#)[CURRENT STUDENTS](#)[FACULTY/STAFF](#)[ABOUT](#)[DONATE](#)[PORTAL](#)[COVID-19](#)

About BANNER by Ellucian



We have recently switched from the Student Information System 'Jenzabar Campus Connect' to Banner. This page will allow you to register, drop, view grades, view financial aid, and pay your bill. Please click on Student Self Service link (top right) to get started.



Important Info

[Student Self Service - click here](#)

[Faculty Self Service - click here](#)

[Banner Admin](#)

Contact Info

IT Helpdesk

870-508-6223

This will open a new window to sign in to Ellucian



Sign in to your account


Duo_Test1@u.asumh.edu

.....


Sign In

Remember me on this computer

Tap start setup



Protect Your Arkansas State University Account

[What is this?](#) 

[Need help?](#)


Secured by Duo


Two-factor authentication enhances the security of your account by using a secondary device to verify your identity. This prevents anyone but you from accessing your account, even if they know your password.

This process will help you set up your account with this added layer of security.

[Start setup](#)

Select your device



[What is this?](#) 

[Need help?](#)


Secured by Duo


What type of device are you adding?

- Mobile phone** RECOMMENDED
- Tablet** (iPad, Nexus 7, etc.)
- Security Key** (YubiKey, Feitian, etc.)

[Continue](#)

Enter your phone number, and check box to confirm





[What is this?](#) 

[Need help?](#)

Secured by Duo

Enter your phone number


United States 


+1 

Example: (201) 234-5678

You entered **(870) 656-0097**. Is this the correct number?

Select your phone type



[What is this?](#) 

[Need help?](#)

Secured by Duo


What type of phone is 870-656-0097?


iPhone

Android

Windows Phone

Tap the I have Duo Mobile installed box




[What is this?](#) 

[Need help?](#)

Secured by Duo

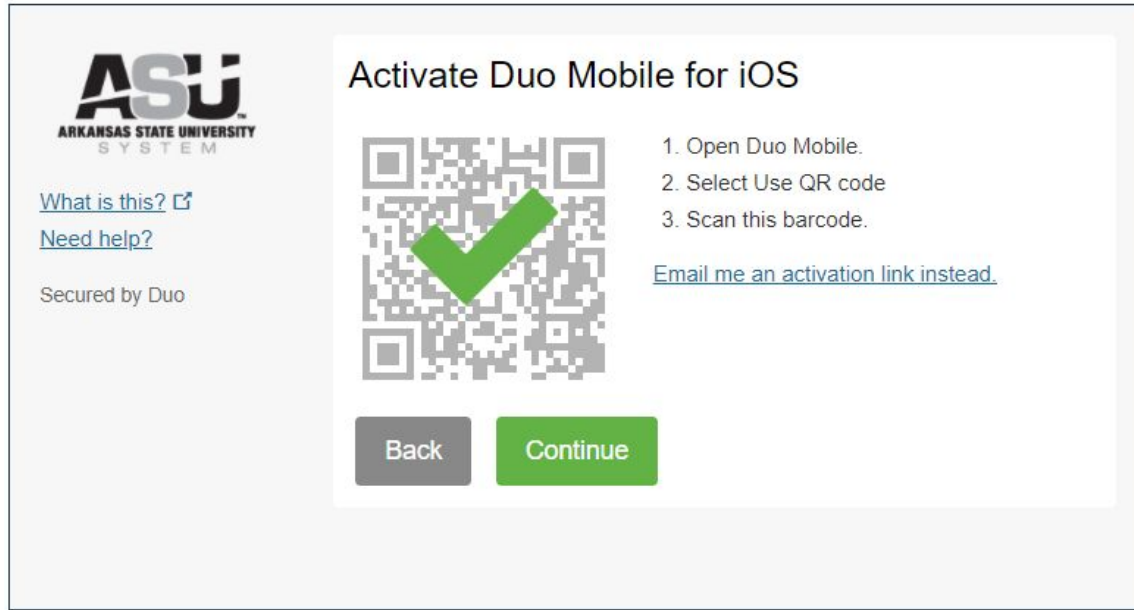
Install Duo Mobile for iOS



1. Launch the App Store app and search for "Duo Mobile".
2. Tap "Get" and then "Install" to download the app.


[Back](#) [I have Duo Mobile installed](#)

Use your phone's QR reader to capture the code, follow the prompts on your phone, then click continue




The screenshot shows the ASU Duo Mobile activation interface. On the left, the ASU logo is displayed above the text "ARKANSAS STATE UNIVERSITY SYSTEM". Below the logo are two links: "What is this?" and "Need help?". At the bottom left, it says "Secured by Duo". The main content area is titled "Activate Duo Mobile for iOS" and features a QR code with a large green checkmark overlaid on it. To the right of the QR code is a numbered list of instructions: "1. Open Duo Mobile.", "2. Select Use QR code", and "3. Scan this barcode.". Below the list is a link that says "Email me an activation link instead.". At the bottom of the main content area are two buttons: a grey "Back" button and a green "Continue" button.

ASU
ARKANSAS STATE UNIVERSITY
SYSTEM

[What is this?](#) 
[Need help?](#)

Secured by Duo

Activate Duo Mobile for iOS

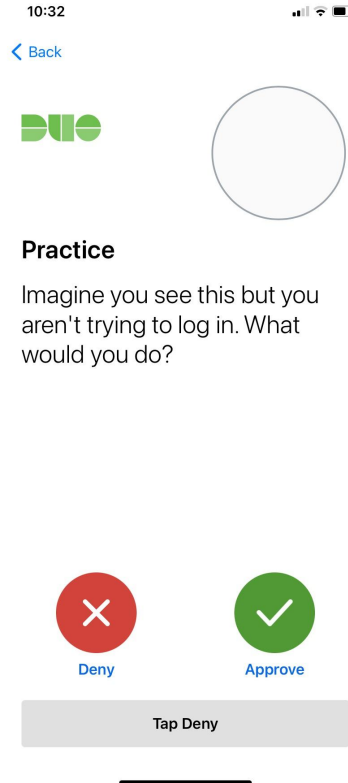


1. Open Duo Mobile.
2. Select Use QR code
3. Scan this barcode.

[Email me an activation link instead.](#)

Back **Continue**

Follow prompts on your phone to complete setup



Your phone screen when complete, click OK

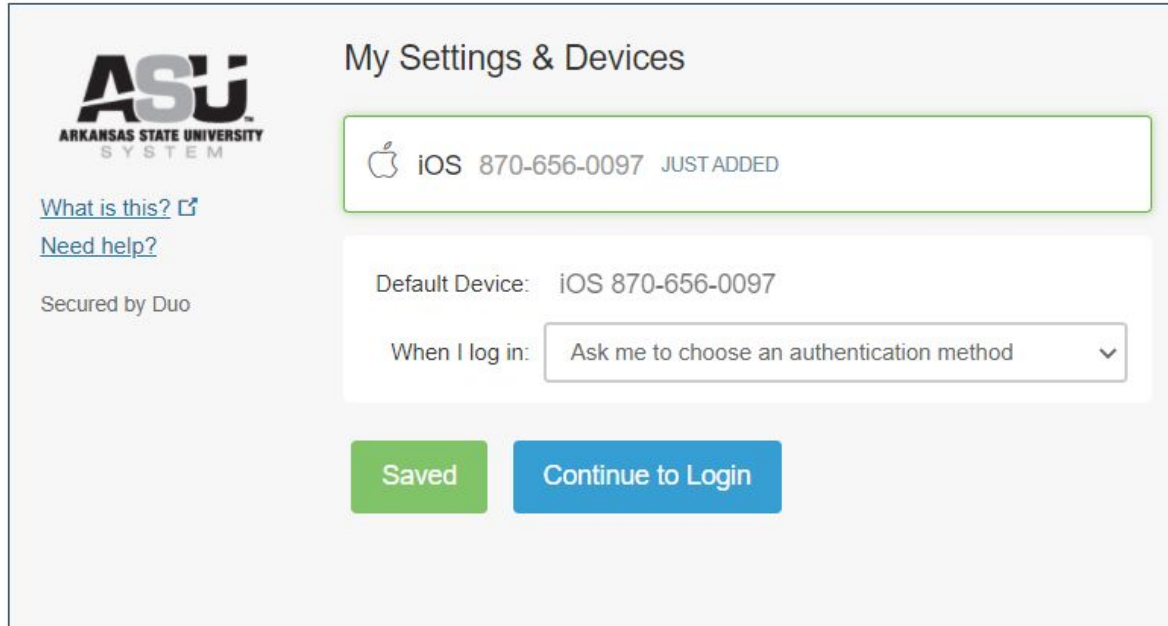


Congratulations!

You completed your first authentication with Duo.

OK

Tap Continue to Login



ASU
ARKANSAS STATE UNIVERSITY
SYSTEM

[What is this?](#) [Need help?](#)

Secured by Duo

My Settings & Devices

🍏 iOS 870-656-0097 JUST ADDED

Default Device: iOS 870-656-0097

When I log in:

Saved **Continue to Login**

If you do not want to use your phone to authenticate

Email the IT help desk at helpdesk@asumh.edu to obtain a fob.

If you experience difficulty setting up your Duo Mobile account, please contact the IT help desk at helpdesk@asumh.edu or 870-508-6223