



Cotter School District Report to the Public

Curriculum and Instruction

2019-2020

Misty Haynes


Instructional Facilitator

District Test Coordinator




K-2 Assessment

- K-1 Early Literacy Assessment, 2nd grade STAR Reading and STAR Math
- Dibels administered 3 times a year
- Fall Assessment-September
- Winter Assessment-December
- Spring-April
- ACT 940 of 2017 requires districts to report home the reading levels of students twice per year. Our district uses the assessment results to meet this criteria.




Commitment to Warrior Students

- Burst Intervention groups K-4; small group instruction, RTI-same time for grade levels
- Freckle-Scores from STAR assessments and ACT Aspire are imported and individualized to each student
- Susan Barton-Dyslexia remediation K-4; Two trained Dyslexia interventionists K-6 and 7-12, Language Live 5-12th grade students
- IXL Math K-4 individualized, 7th-8th grade Math, Language, Science
- After School Achievement Camp-Beginning October 7th for K-12 on Monday and Wednesday



Curriculum and Instruction

- Webpage on our district website
- Dyslexia
- Teacher Toolbox for ACT Aspire assessments
- District Testing Calendar for ACT Aspire
- K-2 Testing Window
- Arkansas Curriculum Standards K-12
- Project Lead the Way electives 7th-8th grade
- Newsela-2nd-12th grade



Professional Development

- Summer workshop opportunities at Ozarks Unlimited Coop
- Science of Reading-K-12th grade initiated in 2018 and ongoing
- Suicide Prevention training in August
- Ethics Training in August
- Grade level meetings monthly to help teachers with Science of Reading initiation
- Baxter County Library Resources 4-10th library cards for free



Implementation of Curriculum

- Clever-eliminates time spent logging onto Chromebooks K-12
- Google classroom
- K-12th grade one-to-one
- 7th-12th grade ability to take Chromebooks home
- Single sign on for most academic computer based programs
- Apex 9th-12th grade for credit recovery, utilized in summer school


ACT Aspire Test Results Amanda Gist Elementary

2019-2020

ACT Aspire


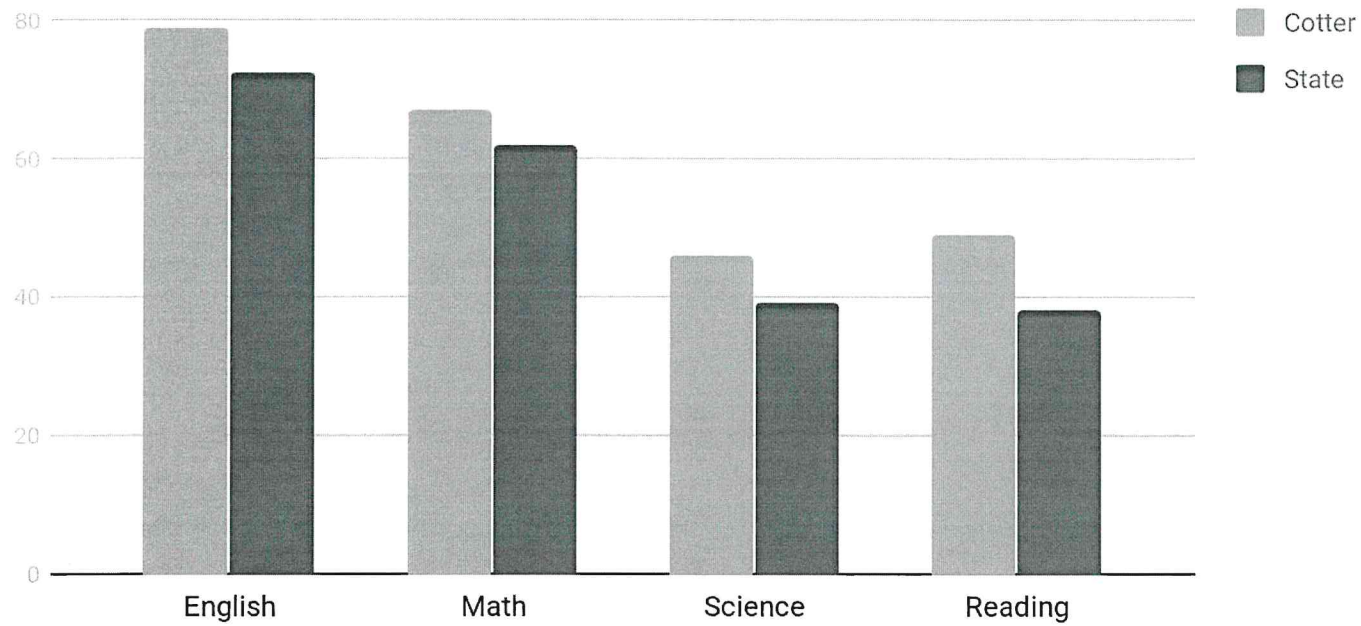
Students have taken ACT Aspire in grades 3rd-10th grade for four years.

Comparison of our district scores in grades 3rd-6th in relation to the state average in each content area.




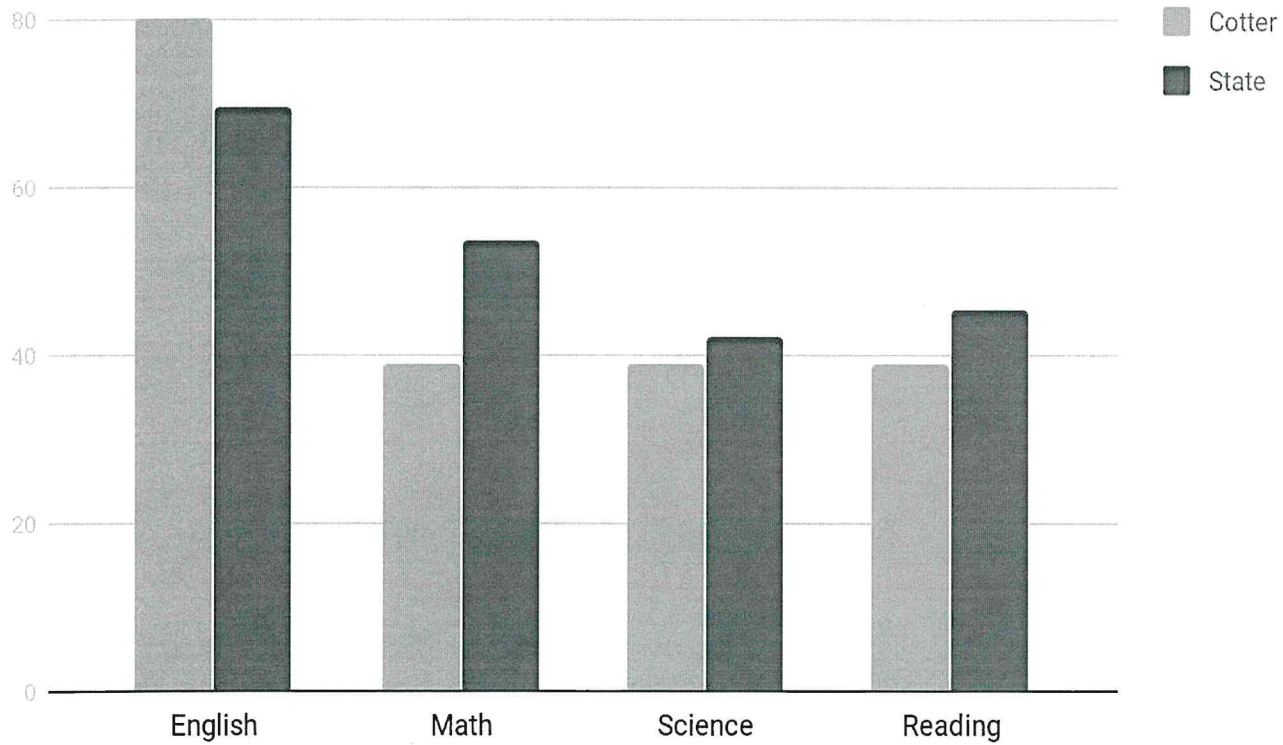
ACT Aspire 2018-2019 3rd grade

3rd Grade 2018-2019




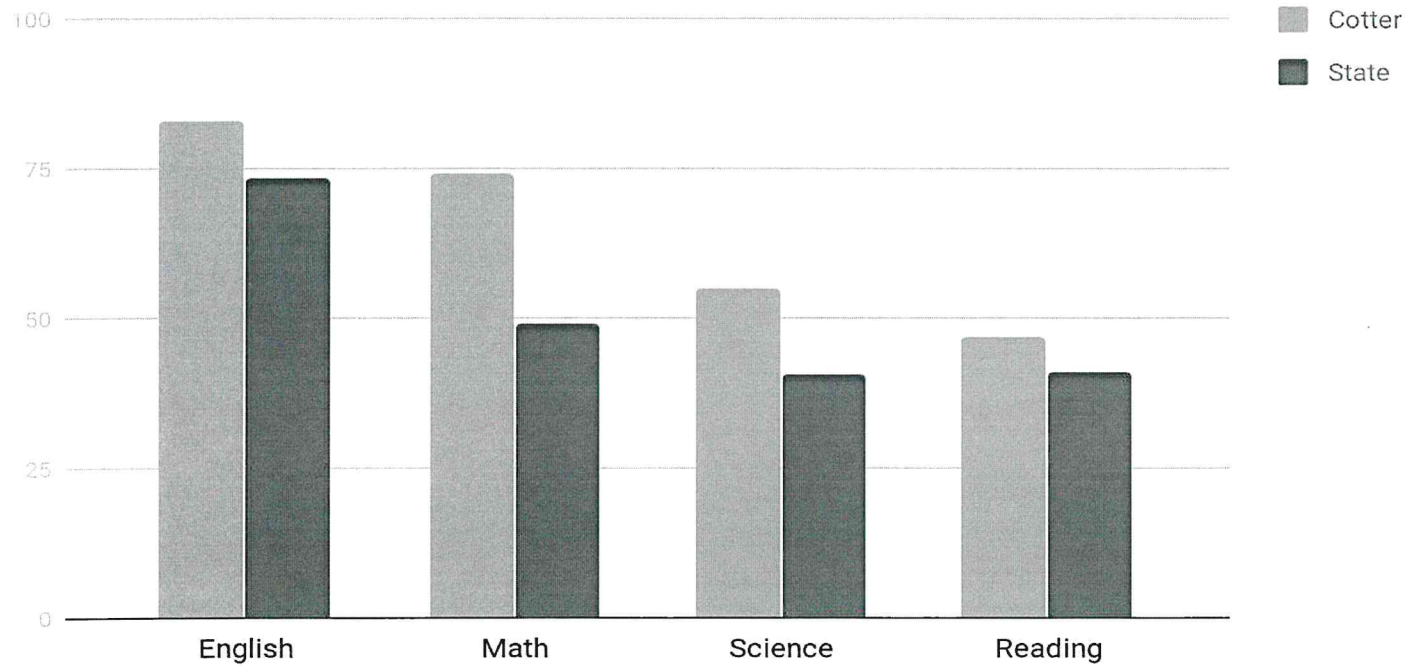
ACT Aspire 2018-2019

4th Grade 2018-2019


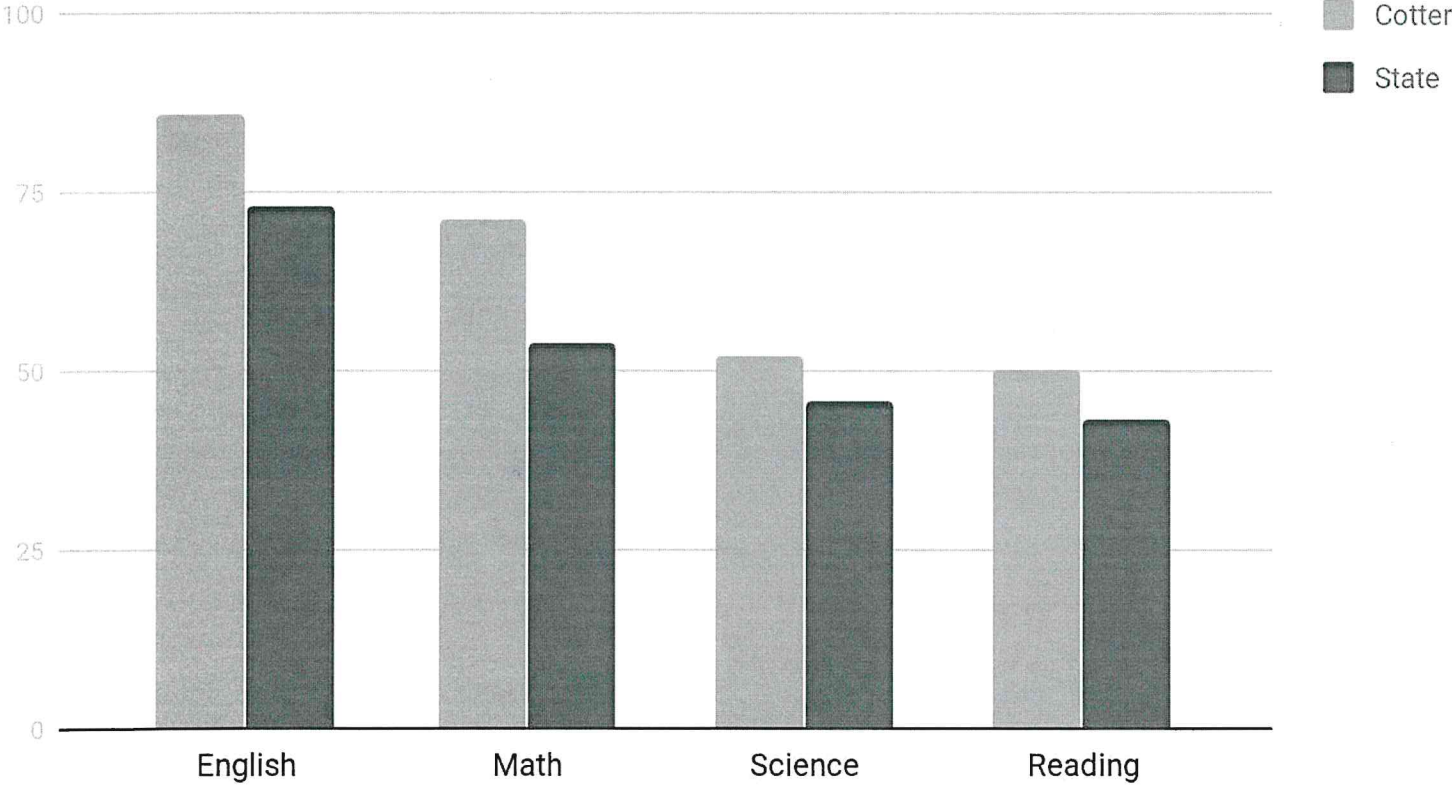


ACT Aspire 2018-2019 5th Grade

5th Grade 2018-2019



6th Grade 2018-2019




Amanda Gist Elementary School Updates

State Mandates


- RISE Reading Initiative
- 40 minutes of recess daily required for K-6 students

Interventions, Enrichment, and Activities

- RTI time periods for Grades K-4
 - Paraprofessionals for small group instruction
 - Classroom size reduction teachers
 - 1:1 electronic devices K-6
- 

Amanda Gist Elementary School-continued


- Technology devices in the classroom
- After School Achievement Program
- Summer Achievement Camp
- Classroom library books
- Instructional software programs-Accelerated Reader, TOM, ixL, Newsela, Freckle, BrainPop
- Differentiated Instruction



Amanda Gist Elementary School


Incentive Programs

- AR Reward Day
- Warrior Pride Awards
- A.A.S. Bowling trips
- Academic All Stars Programs
- Grades 4-6 Awards Night
- Non-detention movie day for Grades 2-6



Amanda Gist Elementary School


Parental Involvement

- Home access to Brain Pop & IXL
 - Fall Festival
 - Grades 5-6 Christmas program
 - Grades 2-3 Veteran's Day program
 - Grades K-1 Spring music program
 - Parent Nights
 - Open House
 - Science Fair
 - Spelling Bee
 - Parent-Teacher Conference days
- 

Amanda Gist Elementary School

Formative Assessments

- STAR Reading
- STAR Math
- DIBELS
- ACT Aspire Formative Assessments



ACT Aspire Test Results Cotter High School

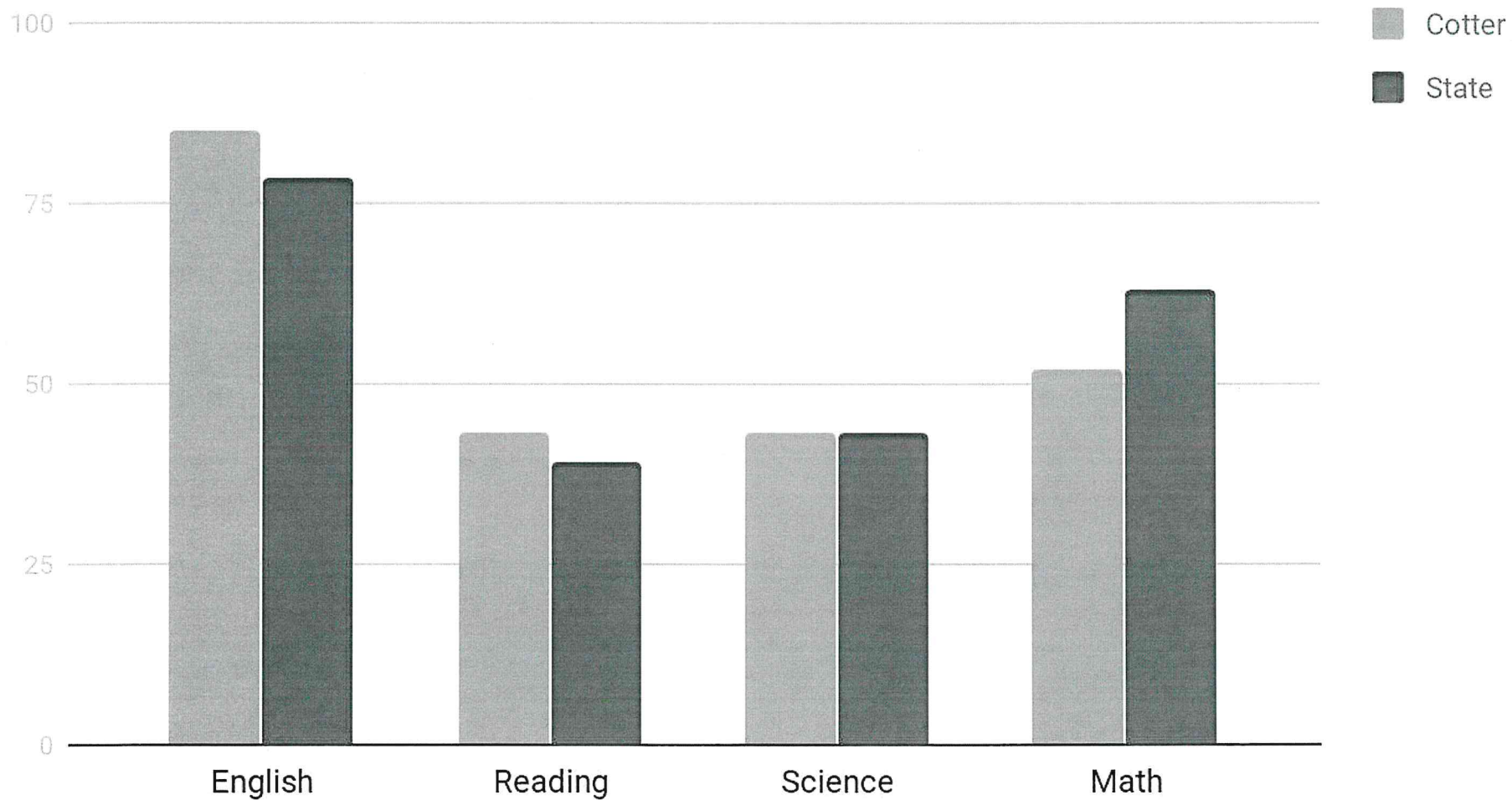
2019-2020

ACT Aspire

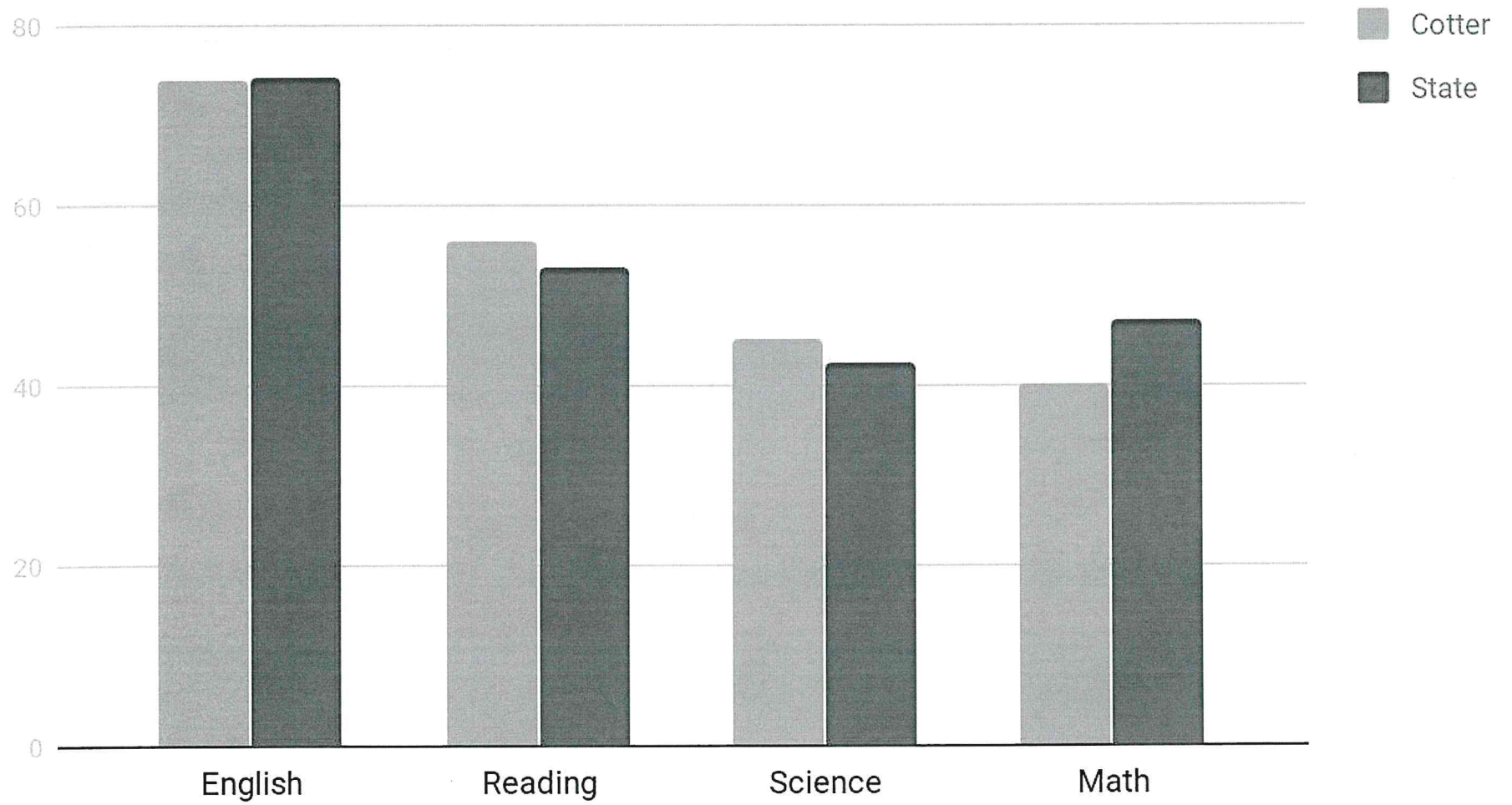
Students have taken the ACT Aspire in grades 3rd-10th grade for four years.

Comparison of our district scores in grades 7th-10th in relation to the state average in each content area.

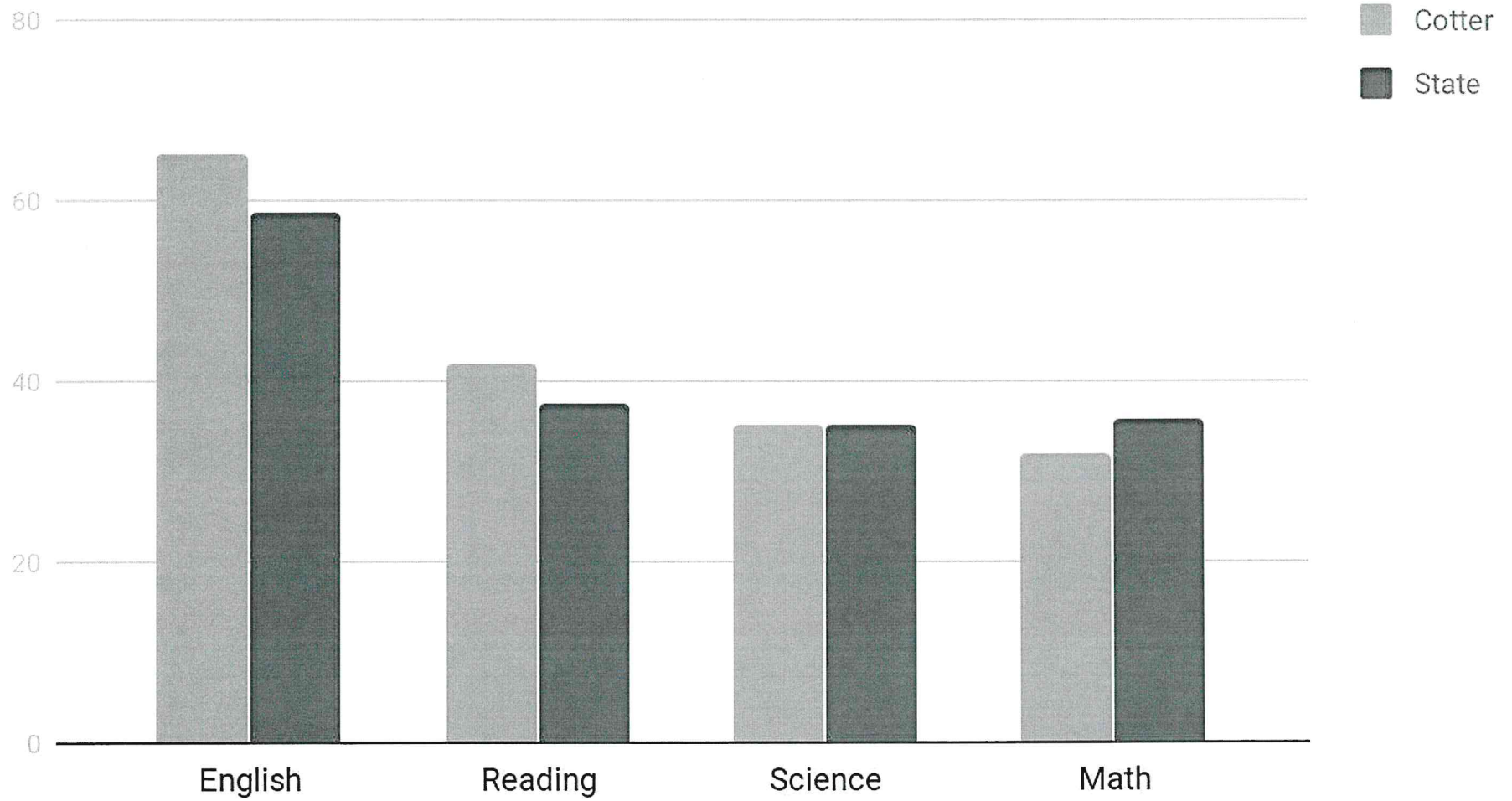
7th Grade 2018-2019



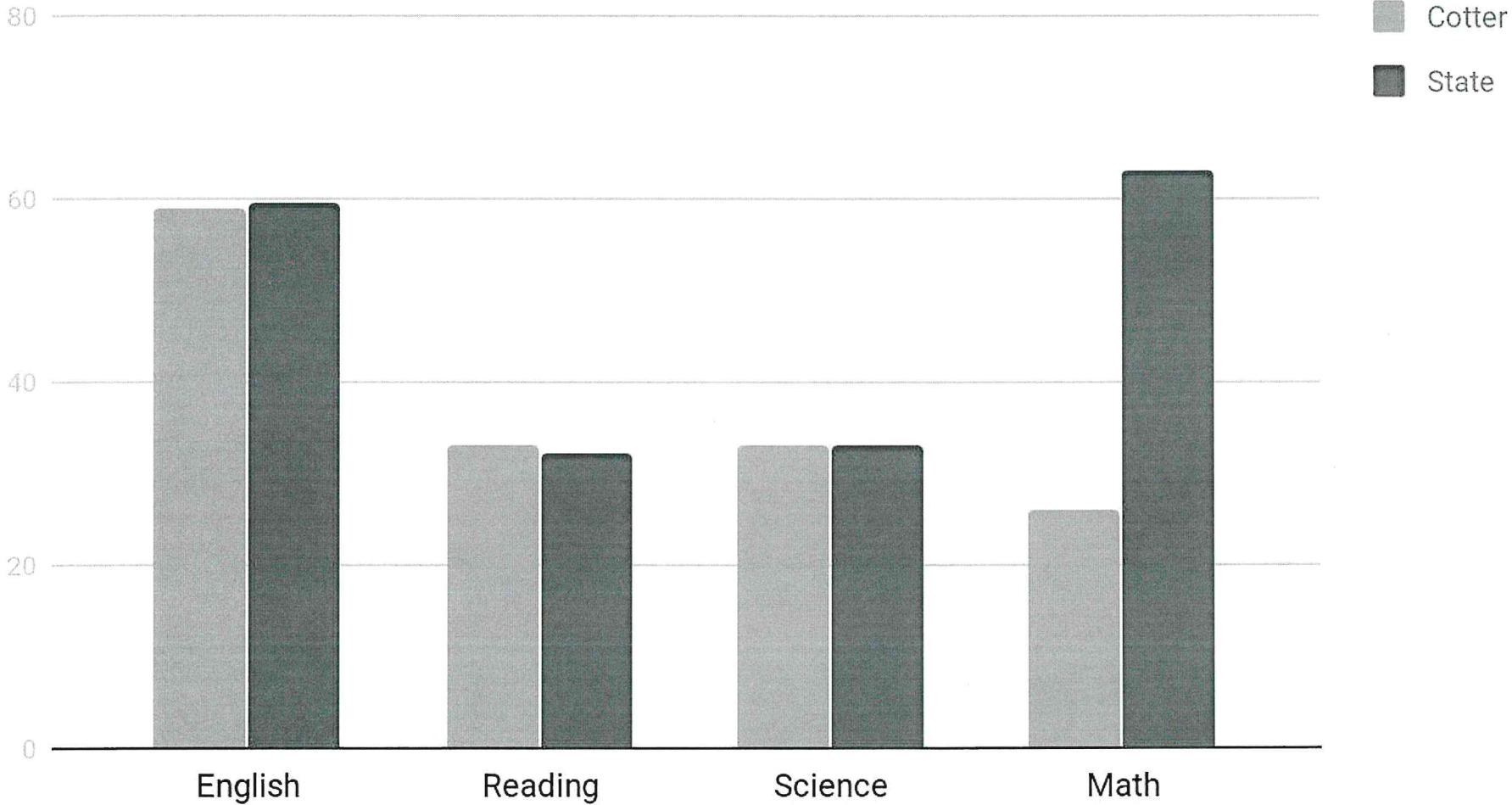
8th Grade 2018-2019



9th Grade 2018-2019



10th Grade 2018-2019



High School Updates

Apex Learning for 9th-12th grade students. Utilized as credit recovery during summer school and to recover credits this semester

8 period day-allowed added time during the day for students to have a period of credit recovery, reduced some class sizes, and added study halls

Academic Reading Course-two-semester course designed to accelerate reading growth for students with dyslexia

Continued

Medical Detectives course for junior high students as another elective-designed to use hands-on projects and labs to learn about the human body and diseases

We have added an AP Biology course

Professional Development

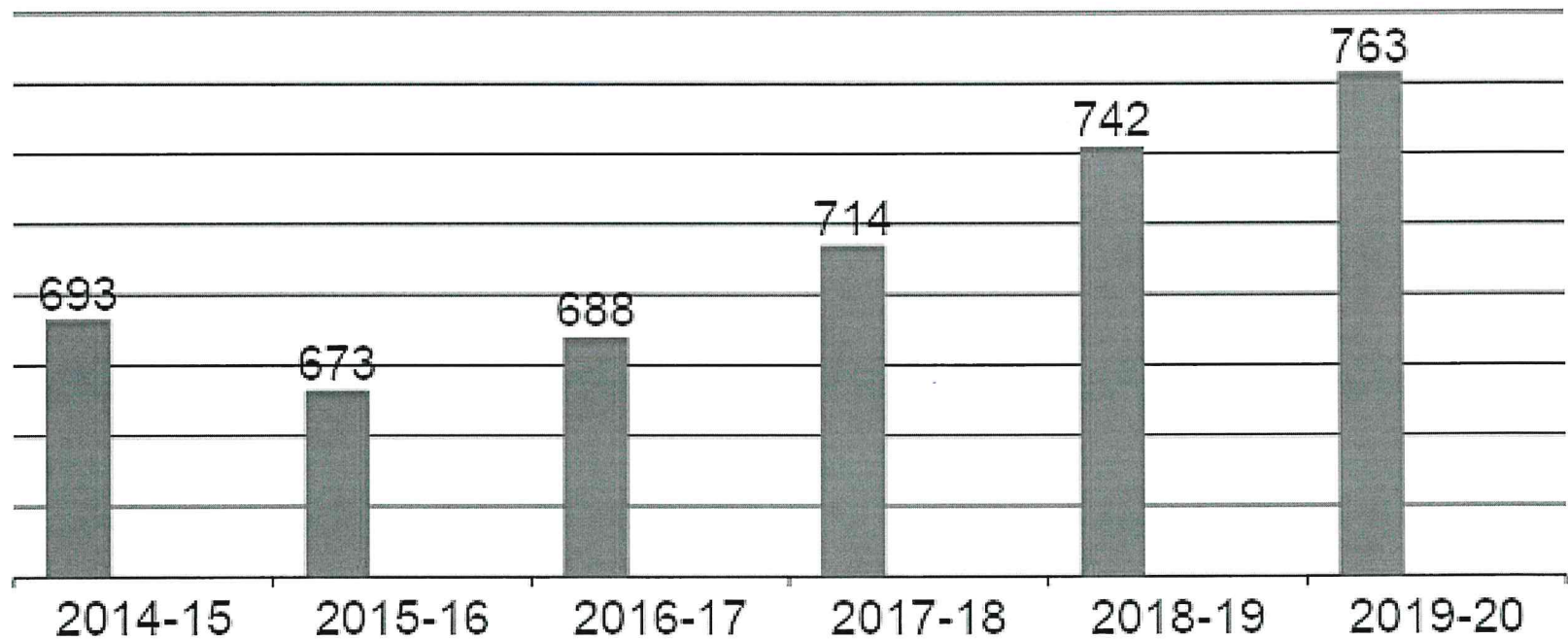
Math teachers-attended training in the Kindle Hunt Illustrative math curriculum over the summer and are incorporating new techniques and strategies. The free curriculum has been effective in raising test scores in other districts

7th-12th teachers are currently attending training for the Science of Reading-this will help our teachers achieve an awareness of the practices and knowledge of reading instruction

Professional Learning Communities

We will begin developing PLCs beginning with our math teachers in November. This will allow time to discuss the new curriculum and determine best strategies for teaching math skills.

District Wide Student Enrollment Trend



Act 962 of 2015

High Growth School Districts

Act 962 of 2015 High Growth School Districts

COOPERATIVES	DISTRICT	ADM15 Avg ADM Q3	ADM17 Avg ADM Q3	Percentage of Change
Crowley's Ridge	BROOKLAND	2,192.14814815	2,463.48507463	0.123776729
Southwest	SPRING HILL	554.20155039	618.17692308	0.115437015
Crowley's Ridge	ARMOREL	393.87969925	436.0530303	0.107071604
Arch Ford	WONDERVIEW	424.81343284	464.94074074	0.094458661
Northeast	MAYNARD	443.07145038	481.59992537	0.086957702
Dawson	HARMONY GROVE - BENTON	1,163.86136364	1,263.96992481	0.086014163
Northcentral	SOUTHSIDE - BATESVILLE	1,719.35263156	1,859.60902256	0.081575116
Northwest	PEA RIDGE	1,953.78461538	2,111.82901696	0.080891415
South Central	HAMPTON	540.24427481	579.90441176	0.07341149
Arch Ford	NEMO VISTA	420.17910448	450.48148148	0.072117763
Dawson	POYEN	564.56646617	604.68148148	0.071016607
Northwest	ELKINS	1,139.83458647	1,220.7480916	0.070987059
Northeast	POCAHONTAS	1,891.7024031	2,025.17541985	0.07055709
Wilbur Mills	DES ARC	514.85820896	550.16793893	0.068581464
Northcentral	SALEM	785.22725926	838.15948148	0.067410067
Great Rivers	PALESTINE-WHEATLEY	759.81225452	809.93129771	0.065962404
Guy Fenter	LAMAR	1,259.60575758	1,341.86666667	0.06530687
Northwest	GRAVETTE	1,783.99699248	1,897.99323308	0.063899346
Crowley's Ridge	JONESBORO	5,860.58210938	6,219.94598485	0.061318802
Arch Ford	QUITMAN	622.38469697	660.45875969	0.061174484
Ozarks	COTTER	673.44285714	714.60098485	0.061115991
Wilbur Mills	MCCRORY	602.53030303	638.5037037	0.059703886
Southeast	DREW CENTRAL	963.66651163	1,021.07580608	0.059573612
Dawson	CUTTER-MORNING STAR	586.36923077	620.55970149	0.058308774
Dawson	BENTON	5,001.2740458	5,292.13740458	0.058157853
Ozarks	GREEN FOREST	1,212.25538462	1,280.64259542	0.056413204
Southeast	HERMITAGE	418.26356589	441.48971808	0.05529944
Guy Fenter	MULBERRY/PLEASANT VIEW	363.03759398	381.63918519	0.051238746
Northwest	BENTONVILLE	16,052.1709733	16,852.44060606	0.049854293
Wilbur Mills	BRADFORD	431.21969697	452.65231343	0.049702313
Ozarks	ALPENA	504.88148148	529.9541791	0.049660561
Northwest	FARMINGTON	2,368.46969697	2,482.95924242	0.048339037
Ozarks	YELLVILLE-SUMMIT	707.68633588	741.09296296	0.047205415
Dawson	BAUXITE	1,625.3740458	1,700.09774436	0.045973232
DeQueen/Mena	FOREMAN	481.6953125	503.79699248	0.045883112
Dawson	MAGNET COVE	682.17054264	713.02238806	0.045226001
Southwest	FOUKE	1,028.47030769	1,074.39552239	0.044653904
Northcentral	HIGHLAND	1,562.56338346	1,630.15814815	0.043258895
DeQueen/Mena	DIERKS	550.44360902	574.12121212	0.043015493
Northeast	HILLCREST	403.93939394	421.15441176	0.042617824
Dawson	KIRBY	329.35721721	343.11538462	0.041772783
Northwest	FAYETTEVILLE	9,534.81469231	9,922.77454722	0.040688767

Elementary School Rating



Arkansas Department of Education
Ensuring a bright future for every child



MY SCHOOL INFO
SEARCH • COMPARE • INFORM

2018 - 2019 • Accountability At-a-Glance • Amanda Gist Elementary School

Contact Information

Amanda Gist Elementary School | Cotter School District

Principal: Airl G. Cheek | Superintendent: Vanessa Jones

PO Box 70 Cotter, AR 72626-

<http://cotterschools.net> | (870) 435-6655

Student Information

Grades K - 6 Total Enrollment 417

Black 0.24 % *English Learners* 0.24 %

Hispanic 2.64 % *Low-Income* 73.14 %

White 96.64 % *Special Education* 16.79 %

Public School Rating Score (State Accountability: A-F Letter Grade)

State
Accountability

73.11

Public
School
Rating

B

Rating
Scale


A = 79.26 and Above
B = 72.17 - 79.25
C = 64.98 - 72.16
D = 58.09 - 64.97
F = 0.00 - 58.08

*Alternative Education (AE) program students included in attendance zone for school rating

[Learn More about Public School Rating](#)

School Performance on the ESSA School Index Score (Federal Accountability)

All Students



Graph represents where scores fall in comparison to state averages. For more information about the Every Student Succeeds Act and the ESSA School Index, visit arkansased.gov.

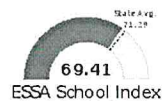
Black/African
American

RV*

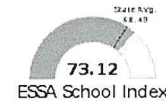
English
Learners

RV*

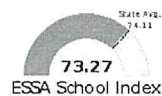
Hispanic/
Latino



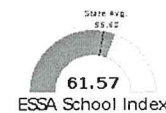
Low-Income



White



Special Education



Note: Full color represents score

*RV = Restricted Value for sub-pops size <10

Prepared by the Arkansas Department of Education

High School School Rating



Arkansas Department of Education
 1500 North College Avenue, Little Rock, AR 72202
 (501) 487-3000



MY SCHOOL INFO
 SEARCH • COMPARE • INFORM

2018 - 2019 • Accountability At-a-Glance • Cotter High School

Contact Information	Student Information
Cotter High School Cotter School District	Grades 7 - 12 Total Enrollment 331
Principal: Douglas Corley Superintendent: Vanessa Jones	Black 0.30 % <i>English Learners</i> 0.91 %
PO Box 70 Cotter, AR 72626-	Hispanic 2.11 % <i>Low-Income</i> 65.86 %
http://cotterschools.net (870) 435-6323	White 94.56 % <i>Special Education</i> 11.48 %

Public School Rating Score (State Accountability: A-F Letter Grade)

State Accountability	67.08	Public School Rating	C	Rating Scale	A=73.22 and Above B=67.96 - 73.21 C=61.10 - 67.95 D=52.95 - 61.09 F=0.00 - 52.94
----------------------	--------------	----------------------	----------	--------------	--


*Alternative Education (A/E) program students included in attendance zone for school rating

[Learn More about Public School Rating](#)

School Performance on the ESSA School Index Score (Federal Accountability)



Graph represents where scores fall in comparison to state averages. For more information about the Every Student Succeeds Act and the ESSA School Index, visit arkansased.gov.



Note: Full color represents score

*RV = Restricted Value for sub-pops size <10