

# Switch



As spatial design has become more multi-functional, ancillary elements need to be more agile to function in the ever-changing work and learning environment. Switch was designed to meet those needs. In the early stages of the design we identified several key functions needed in multi-use settings, most notably the ability to stack and store pieces into a small footprint. The simple form of the mobile legs takes inspiration from the splitting and bending of a single plane – imagine taking a single piece of paper and tearing it apart. This not only gives the mobile board a look as if it is in movement, but also allows the mobiles to nest in-line tightly together, taking up a small footprint when being stowed away into a closet or corner of the room.

# Switch

Coming 1st Quarter 2020

## PRODUCT DESIGN NOTES

- An integrated marker tray gives a pop of color along the bottom edge of the board while mimicking the shape of the legs as it bends away from the writing surface
- Wall-mounted boards feature magnetic tackable pads that can be arranged anywhere on the board surface
- The slim trim elements give the board a minimalistic quality that is sure to fit well in a wide variety of environments
- Switch is designed to be functionally agile; providing writable and tackable surfaces that can be moved and configured for collaborative use
- Mobile boards can be easily nested and stowed away when not in use

## PRODUCT FEATURES

### Writing Surfaces:

LCS<sup>3</sup> Porcelain, Claridge Glass

### Colors:

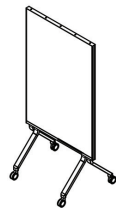
Metal bases and frames available in your choice of 180 powder coat colors

### Fabrics & Textiles:

Claridge Cork, G-Series Acoustics, Biophilic panels, mirror

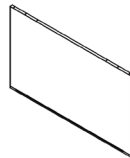
## STANDARD SIZES

### MOBILE



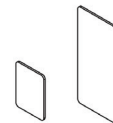
W 30", 36", 42", 54"  
D 24"  
H 60", 72"

### WALL-MOUNTED BOARD



W 48", 60", 72", 84", 96"  
D 1.6"  
H 40", 48"

### TACKABLE PADS



W 10", 14"  
D .5"  
H 14", 30"