

CONNECT™  
by Claridge



COLOR GUIDE

# CLARIDGE: POWDER COATINGS

An environmentally friendly process that offers a wide range of decorative, functional colors.



Claridge®



# Standard Color Selections for Aluminum



Claridge and CONNECT by Claridge offer the durability and brilliance of Powder Coat Finishes for aluminum framed boards, cases and cabinets. Choose any of the 24 standard colors shown below, or make your selection from the optional color examples inside – including textured and transparent finish choices.



RAL1013  
Oyster White



RAL2009  
Traffic Orange




RAL4001  
Red Lilac



RAL5005  
Signal Blue



RAL6005  
Moss Green



RAL8017  
Chocolate  
Brown



RAL1015  
Light Ivory



RAL3003  
Ruby Red



RAL4004  
Claret Violet



RAL5013  
Cobalt Blue



RAL6024  
Traffic Green



RAL8025  
Pale Brown




RAL1003  
Signal Yellow



RAL3018  
Strawberry  
Red



RAL5000  
Violet Blue



RAL5015  
Sky Blue



RAL7001  
Silver Grey



RAL9003  
Signal White



RAL1018  
Zinc Yellow



RAL3020  
Traffic Red




RAL5002  
Ultramarine  
Blue



RAL6002  
Leaf Green



RAL7015  
Slate Grey



RAL9005  
Jet Black

Colors are reproduced with reasonable accuracy. If match is critical, call or write for actual samples.

# Standard Color Selections for Glass



Claridge and CONNECT by Claridge offer virtually unlimited design options with Powder Coat colors available for magnetic glass markerboards and glass marker walls. Select from the 10 standard colors shown below, or choose from the over 180 optional colors inside. Custom match colors are also available.



Calm White



RAL1015  
Light Ivory



RAL7047  
Signal Gray



RAL3003  
Ruby Red



RAL4005  
Blue Lilac



Brilliant White



RAL6027  
Light Green



RAL7004  
Telgrey



RAL2008  
Bright Red Orange



RAL5012  
Light Blue

Colors are reproduced with reasonable accuracy. If match is critical, call or write for actual samples.



# A brighter, smoother finish



RAL1000  
Green Beige



RAL1011  
Brown Beige



RAL1019  
Grey Beige



RAL1033  
Dahlia Yellow



RAL2009  
Traffic Orange



RAL3004  
Purple Red



RAL1001  
Beige



RAL1012  
Lemon Yellow



RAL1020  
Olive Yellow



RAL1034  
Pastel Yellow




RAL2010  
Signal Orange



RAL3005  
Wine Red



RAL1002  
Sand Yellow



RAL1013  
Oyster White



RAL1021  
Yellow



RAL2000  
Yellow Orange



RAL2011  
Deep Orange



RAL3007  
Black Red



RAL1003  
Signal Yellow



RAL1014  
Ivory



RAL1023  
Traffic Yellow



RAL2001  
Red Orange



RAL2012  
Salmon Orange



RAL3009  
Oxide Red



RAL1004  
Golden Yellow



RAL1015  
Light Ivory



RAL1024  
Ochre Yellow



RAL2002  
Vermilion



RAL3000  
Flame Red




RAL3011  
Brown Red



RAL1005  
Honey Yellow



RAL1016  
Sulfur Yellow



RAL1027  
Curry



RAL2003  
Pastel Orange



RAL3001  
Signal Red



RAL3012  
Beige Red



RAL1006  
Maize Yellow



RAL1017  
Saffron Yellow



RAL1028  
Melon Yellow



RAL2004  
Pure Orange



RAL3002  
Carmine Red



RAL3013  
Tomato Red



RAL1007  
Daffodil Yellow



RAL1018  
Zinc Yellow



RAL1032  
Broom Yellow



RAL2008  
Bright Red Orange



RAL3003  
Ruby Red



RAL3014  
Antique Pink

# More durable than baked enamels



RAL3015  
Light Pink




RAL4001  
Red Lilac



RAL4009  
Pastel Violet



RAL5007  
Brilliant Blue



RAL5015  
Sky Blue



RAL5024  
Pastel Blue



RAL3016  
Coral Red



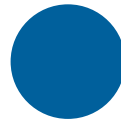
RAL4002  
Red Violet



RAL4010  
Telemagenta



RAL5008  
Grey Blue



RAL5017  
Traffic Blue



RAL6000  
Patina Green



RAL3017  
Rose




RAL4003  
Heather Violet



RAL5000  
Violet Blue



RAL5009  
Azure Blue



RAL5018  
Turquoise Blue



RAL6001  
Emerald Green



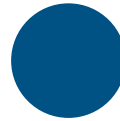
RAL3018  
Strawberry Red




RAL4004  
Claret Violet



RAL5001  
Green Blue



RAL5010  
Gentian Blue



RAL5019  
Capri Blue



RAL6002  
Leaf Green



RAL3020  
Traffic Red



RAL4005  
Blue Lilac



RAL5002  
Ultramarine Blue



RAL5011  
Steele Blue



RAL5020  
Ocean Blue



RAL6003  
Olive Green




RAL3022  
Salmon Pink



RAL4006  
Traffic Purple



RAL5003  
Sapphire Blue



RAL5012  
Light Blue



RAL5021  
Water Blue



RAL6004  
Blue Green



RAL3027  
Raspberry Red



RAL4007  
Purple Violet



RAL5004  
Black Blue



RAL5013  
Cobalt



RAL5022  
Night Blue



RAL6005  
Moss Green



RAL3031  
Orient Red



RAL4008  
Signal Violet



RAL5005  
Signal Blue



RAL5014  
Pigeon Blue



RAL5023  
Distant Blue



RAL6006  
Grey Olive

# The environmentally friendly finish



RAL6007  
Bottle Green



RAL6015  
Black Olive



RAL6024  
Traffic Green



RAL6034  
Pastel Turquoise



RAL7008  
Khaki Grey



RAL7021  
Black Grey



RAL6008  
Brown Green



RAL6016  
Turquoise Green



RAL6025  
Fern Green



RAL7000  
Squirrel Grey



RAL7009  
Green Grey



RAL7022  
Umbra Grey



RAL6009  
Fir Green



RAL6017  
May Green



RAL6026  
Opal Green



RAL7001  
Silver Grey



RAL7010  
Tarpaulin Grey



RAL7023  
Concrete Gray



RAL6010  
Grass Green



RAL6018  
Yellow Green



RAL6027  
Light Green



RAL7002  
Olive Grey



RAL7011  
Iron Grey



RAL7024  
Graphite Grey



RAL6011  
Reseda Green



RAL6019  
Pastel Green



RAL6028  
Pine Green



RAL7003  
Moss Grey



RAL7012  
Basalt Grey



RAL7026  
Granite Grey



RAL6012  
Black Green



RAL6020  
Chrome Green



RAL6029  
Mint Green



RAL7004  
Signal Grey



RAL7013  
Brown Grey




RAL7030  
Stone Grey



RAL6013  
Reed Green



RAL6021  
Pale Green



RAL6032  
Signal Green



RAL7005  
Mouse Grey




RAL7015  
Slate Grey



RAL7031  
Blue Grey



RAL6014  
Yellow Olive



RAL6022  
Olive Drab



RAL6033  
Mint Turquoise



RAL7006  
Beige Grey



RAL7016  
Anthracite Grey



RAL7032  
Pebble Grey

# Color choices are virtually unlimited



RAL7033  
Cement Grey



RAL7042  
Traffic Grey A




RAL8002  
Signal Brown



RAL8015  
Chestnut Brown



RAL8028  
Terra Brown



RAL9016  
Traffic White



RAL7034  
Yellow Grey



RAL7043  
Traffic Grey B




RAL8003  
Clay Brown



RAL8016  
Mahogany Brown



RAL9001  
Cream



RAL9017  
Traffic Black




RAL7035  
Light Grey



RAL7044  
Silk Grey



RAL8004  
Copper Brown




RAL8017  
Chocolate Brown



RAL9002  
Grey White



RAL9018  
Papyrus White



RAL7036  
Platinum Grey




RAL7045  
Telegrey 1



RAL8007  
Fawn Brown



RAL8019  
Grey Brown



RAL9003  
Signal White



RAL7037  
Dusty Grey



RAL7046  
Telegrey 2



RAL8008  
Olive Brown



RAL8022  
Black Brown



RAL9004  
Signal Black



RAL7038  
Agate Grey




RAL7047  
Telegrey 4



RAL8011  
Nut Brown




RAL8023  
Orange Brown



RAL9005  
Jet Black



RAL7039  
Quartz Grey




RAL8000  
Green Brown



RAL8012  
Red Brown



RAL8024  
Beige Brown



RAL9010  
Pure White




RAL7040  
Window Grey



RAL8001  
Ocher Brown



RAL8014  
Sepia Brown




RAL8025  
Pale Brown



RAL9011  
Graphite Black

## Optional Textured Finishes


*Aluminum Only*



PPLS98550  
Antique Copper Vein



PES98116  
Goldtone Vein



PEBS98802  
Bonded Silver Vein

## Optional Transparent Finishes

*Aluminum Only*



Transparent Green



Copper



Candy Red



Candy Teal



Candy Purple



Claridge®

## Claridge Products and Equipment, Inc.

Main Office and Production Facility

PO Box 910 - 601 Highway 62-65 South

Harrison, Arkansas 72602-0910

Toll Free: 1-800-434-4610 Phone: 870-743-2200 Fax: 870-743-1908

claridge@claridgeproducts.com

## Manufacturing and Distribution

180 North Sherman Avenue

Corona, California 92882

Phone: 951-734-6262 Fax: 951-734-6464

sales@claridgewest.com

## Eastern Division Distribution Center:

245 Fourth Street, Bldg 1, Unit E

Passaic, New Jersey 07055

Phone: 800-434-4610 Fax: 870-743-1908

east@claridgeproducts.com

## Midwest Division Sales and Distribution Center:

923 North State Street

Elgin, Illinois 60123

Phone: 847-991-8822 Fax: 847-991-9057

mw@claridgeproducts.com

## South Central Division Sales and Distribution Center:

3241 Garden Brook

Farmers Branch, Texas 75234

Phone: 972-247-8075 Fax: 972-484-8149

sc@claridgeproducts.com

## Southeast Fabrication and Distribution:

100 Jeanette Barrett Industrial Blvd.

Wetumpka, Alabama 36092

Phone: 334-514-4524 Fax: 334-514-4855

sales@claridgese.com

[www.claridgeproducts.com](http://www.claridgeproducts.com)

[www.connectbyclaridge.com](http://www.connectbyclaridge.com)

