

AMM Day 9

___ Literacy

___ Math

___ Social Studies

___ Science

___ Art

___ Music

___ P.E.

Circle all the problems where you must regroup a ten to subtract the ones.
Then find the differences of only the problems you circled.

1
$$\begin{array}{r} 875 \\ - 646 \\ \hline 229 \end{array}$$

2
$$\begin{array}{r} 478 \\ - 226 \\ \hline \end{array}$$

3
$$\begin{array}{r} 692 \\ - 437 \\ \hline \end{array}$$

4
$$\begin{array}{r} 345 \\ - 224 \\ \hline \end{array}$$

5
$$\begin{array}{r} 761 \\ - 338 \\ \hline \end{array}$$

6
$$\begin{array}{r} 514 \\ - 402 \\ \hline \end{array}$$

7
$$\begin{array}{r} 953 \\ - 821 \\ \hline \end{array}$$

8
$$\begin{array}{r} 474 \\ - 156 \\ \hline \end{array}$$

9
$$\begin{array}{r} 320 \\ - 210 \\ \hline \end{array}$$

10
$$\begin{array}{r} 663 \\ - 425 \\ \hline \end{array}$$

11
$$\begin{array}{r} 619 \\ - 308 \\ \hline \end{array}$$

12
$$\begin{array}{r} 847 \\ - 628 \\ \hline \end{array}$$

13
$$\begin{array}{r} 736 \\ - 517 \\ \hline \end{array}$$

14
$$\begin{array}{r} 563 \\ - 249 \\ \hline \end{array}$$

15
$$\begin{array}{r} 375 \\ - 163 \\ \hline \end{array}$$

16 How can you tell by looking at the problem if you need to regroup a ten to subtract the ones?


Day 4

Name: _____

My Raindrop Journey

Pretend that you are a raindrop that's about to fall out of a cloud down to the earth below. Write a story about your trip that ends with you returning home to a cloud.



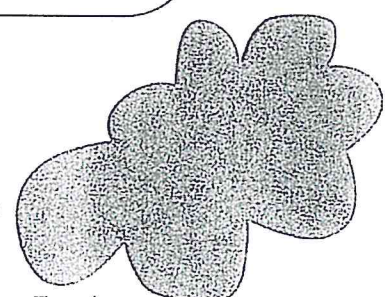





Circle an environment from this list and then draw a picture of the water cycle occurring there:

① Ocean

② Forest

③ Grassland



Day 1

Create Your Own Island Checklist

10 points Did you name your island? _____

10 points Did you create a map key? _____

25 points Did you draw 5 different landforms?

- Did you draw Mountains? _____ worth 5 points
- Did you draw Canyons? _____ worth 5 points
- Did you draw Glaciers? _____ worth 5 points
- Did you draw Deserts? _____ worth 5 points
- Did you draw Hills? _____ worth 5 points

25 points Did you name each landform? Example: Merry Mountains

- Did you name your Mountains? _____ worth 5 points
- Did you name your Canyons? _____ worth 5 points
- Did you name your Glaciers? _____ worth 5 points
- Did you name your Deserts? _____ worth 5 points
- Did you name your Hills? _____ worth 5 points

10 points Do you have a compass rose? _____

2 points Do you have 5 major cities on your island? _____

2 points Are the cities marked by a large black dot? _____

2 points Do the 5 cities each have a name? _____

2 points Do you have 1 capital on your island? Example: Hartford _____

2 points Is your capital marked with a star? _____

10 points Is your map neatly colored? _____











67

Create Your Own Island

Project Requirements:

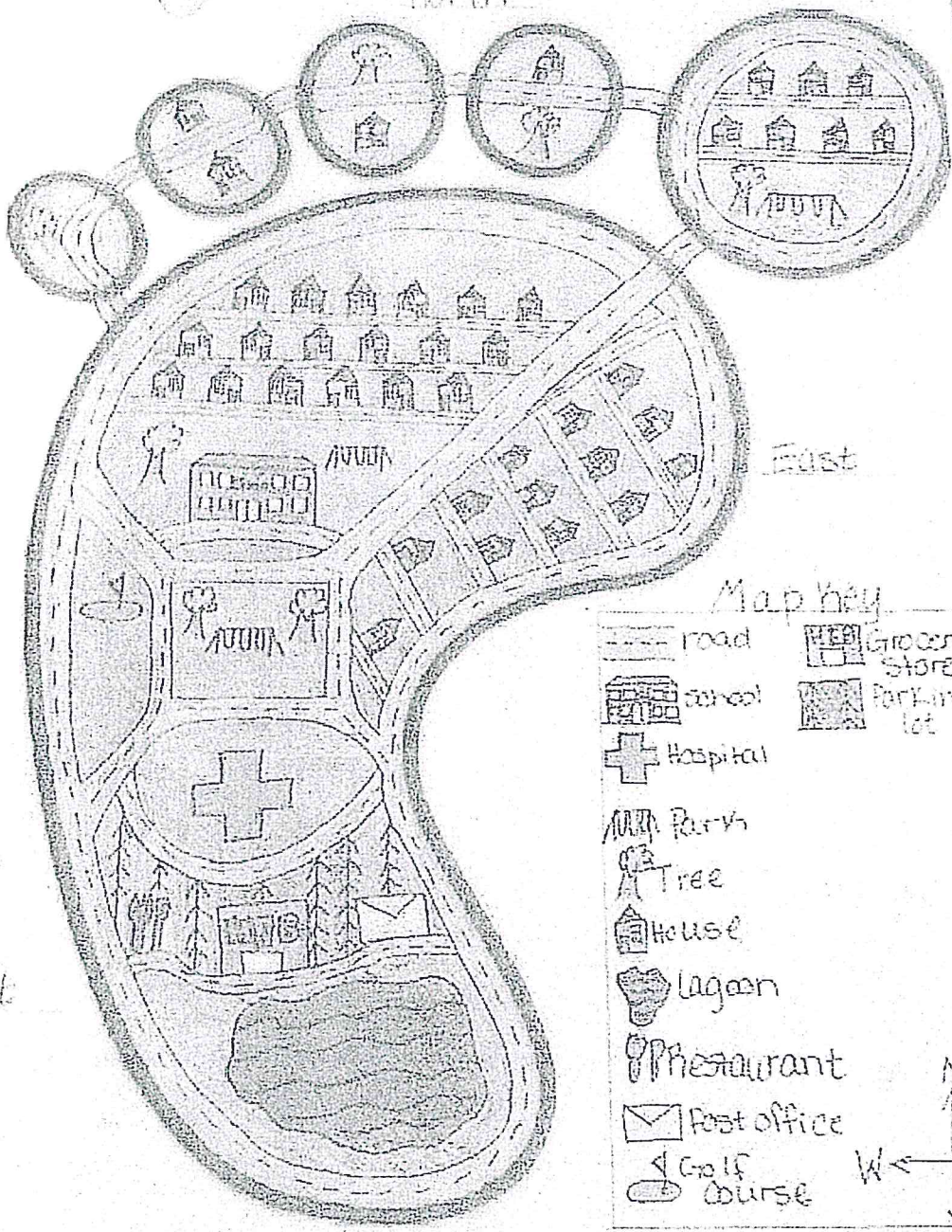
- Make a physical map for an imaginary island.
- Give your island a name and write it in big letters on the top of your map. **10 pts**
- Create a Map Key with symbols that will be on your map. **10 pts**
- Include at least five different land forms on your map and give each a name (example- The Merry Mountains). Landforms include:
 - Mountains
 - Deserts
 - Canyons
 - Hills
 - Glaciers**50 pts**
- Include a compass rose on your map **10 pts**
- Make sure you have at least five major cities (including a capital designated by a star) on your island. The cities will be designated by a large black dot and they must all be named. **10 pts**
- Neatly color your maps with colored pencils, crayons, or markers. **10 pts**

_____ pts / 100 pts Total

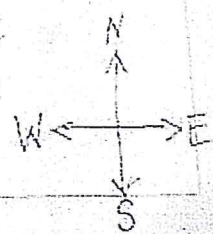
MAP KEY	
	Mountains
	Highest elevation
	River
	Capital
	City
	Town
	Highway
	Railroad
	Airport
	National Park or Reservation (outline)

My Island

North



- Map key
- road
 - school
 - Hospital
 - Park
 - Tree
 - house
 - lagoon
 - restaurant
 - Post office
 - Golf course
 - Grocery store
 - Parking lot



South

LA

Read the two passages. Then answer the questions that follow them.

Cinderella

*a Brothers Grimm fairy tale
retold by Annika Pedersen*

1 Cinderella missed her real mother. Her new stepmother made Cinderella work day and night. She cleaned and cooked, and cooked and cleaned, and cleaned some more. All the while, her two new stepsisters did nothing. At night, Cinderella slept in the cold ashes by the fireplace. The ashes and cinders made her face and clothes look dirty. That is how she came to be called "Cinderella."

2 One day her father was going to town. His new wife and stepdaughters told him to bring back fine dresses and jewels. He asked Cinderella what he might get for her.

3 "Bring back the first branch that strikes your hat on the way home," she said.

4 Her father found this strange. But he brought her what she had asked for.

5 Cinderella planted the branch on her mother's grave. Then she cried and cried. Her many tears watered the twig. It grew at once into a beautiful hazel tree. A white bird sat in it. The bird told Cinderella it would grant any wish.


6 At that time, the king made plans for a great party. His son, the prince, would choose a bride at the party.

Go On

7 Cinderella wanted to go. But her stepmother and stepsisters just laughed at her. "You do not even have a nice dress or shoes!" they said.

8 Cinderella went to the hazel tree and made a wish. The white bird gave her a gold dress with gold slippers. Cinderella put them on and ran to the party.

9 No one knew her in her beautiful new dress. But the prince liked her so much, he would dance with no one else! And she liked him. As soon as the party ended, though, Cinderella ran away. But one of her gold slippers stuck to some mud and came off.



10 The next day, the prince and his men searched for the owner of the gold slipper. But the slipper did not fit anyone, not even the stepsisters. The prince sadly asked, "Is there no one else?" And the family said, "Only Cinderella."

11 Her foot fit easily into the slipper. At last, the prince had found the lovely woman who had danced with him. So Cinderella would become his bride. As they rode to the castle, the white bird landed on Cinderella's shoulder. At last, all her wishes were coming true.

The Turkey Girl

a Zuni folktale

- 1 Long ago, there lived a poor girl who herded turkeys for a living. Every morning, she drove them out to the fields. And every evening, she drove them back to the safety of their cages. She treated them with great kindness, and the turkeys loved her for this.
- 2 One day, the girl heard some people in town talking. They wanted to go to the Dance of the Sacred Bird. This great event happened only once a year. And it was to take place in just four days.
- 3 "Oh, how I wish I could go!" the girl said to the turkeys. "But I cannot go in such old, ugly clothes."
- 4 The girl never once thought the turkeys could understand her. But on the day of the dance, one turkey stood tall and spoke. "Dear friend," he said. "We will help you go to the dance. You shall laugh and be merry. You have earned some fun!"



Go On

- 5 At first, the girl was shocked. Then somehow it felt right that the turkeys—her only friends—should speak.
- 6 “We only ask that you come back before sunset,” said the turkey. “You are the one who keeps us safe.” The turkeys then danced around the girl. They turned her old, ragged clothes into a beautiful white dress.
- 7 The girl thanked the turkeys again and again. She promised them she would return before sunset. Then she turned and ran down the path toward town.
- 8 At the dance, no one knew the girl in her new dress. Everyone praised her beauty. And all the young men wanted to dance with her. She was having so much fun that she forgot all about her friends the turkeys.
- 9 Finally, the sun set. The turkeys wondered why the girl had not returned. “She has forgotten us,” one of them said. “For that reason, we will give her no more help! Come, let us move up into the hills. Our keeper is not as kind as we had once hoped.”
- 10 When at last the dance ended, the girl ran back to the fields. She looked for the turkeys everywhere. But they were gone. As she stood there, sad and alone, her dress turned back into rags. She was the poor turkey girl once more.

Name _____

Draw a Quarter Note:



ORANGE

Draw Eighth Notes:



GREEN

Draw a Quarter Rest:




YELLOW


Draw a Half Note:





RED



Happy St. Patrick's Day!

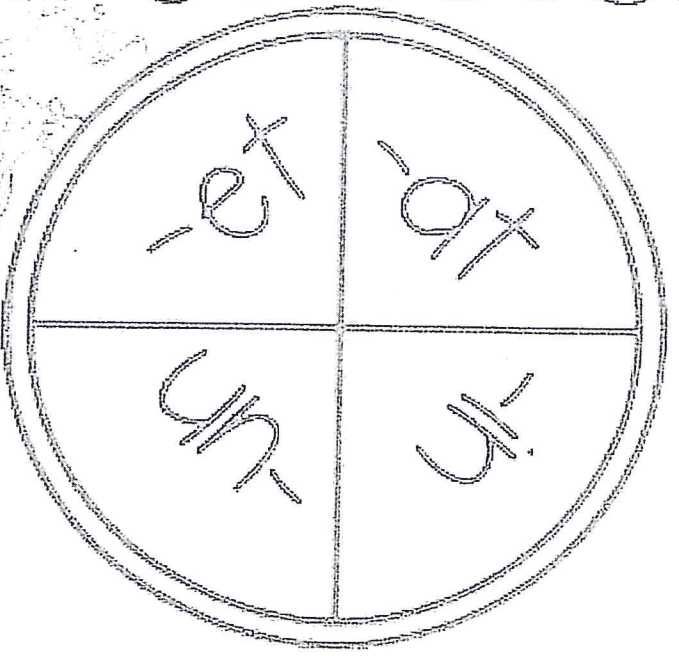


The  Music Teacher 

Spin a Rhyme Bingo

Name: _____

Directions: Spin, then color a word on the chart that rhymes the rhyme you spin/reads on. Continue until you have five in a row.



foot	pin	pot	fun
so	win	oo	two
vor	fin	sof	soon
sof	bin	to	too
wer	cin	too	sun
-et	-in	-at	-un

AMT Day 10

___ Literacy

___ Math

___ Social Studies

___ Science

___ Art

___ Music

___ P.E.

Day 5

The answers are mixed up at the bottom of the page.
Cross out the answers as you complete the problems.

$$\begin{array}{r} 1 \quad 816 \\ - 432 \\ \hline \end{array}$$

$$\begin{array}{r} 2 \quad 927 \\ - 563 \\ \hline \end{array}$$

$$\begin{array}{r} 3 \quad 506 \\ - 315 \\ \hline \end{array}$$

$$\begin{array}{r} 4 \quad 448 \\ - 160 \\ \hline \end{array}$$

$$\begin{array}{r} 5 \quad 743 \\ - 471 \\ \hline \end{array}$$

$$\begin{array}{r} 6 \quad 476 \\ - 293 \\ \hline \end{array}$$

$$\begin{array}{r} 7 \quad 628 \\ - 236 \\ \hline \end{array}$$

$$\begin{array}{r} 8 \quad 961 \\ - 470 \\ \hline \end{array}$$

$$\begin{array}{r} 9 \quad 527 \\ - 256 \\ \hline \end{array}$$

$$\begin{array}{r} 10 \quad 347 \\ - 154 \\ \hline \end{array}$$

$$\begin{array}{r} 11 \quad 835 \\ - 285 \\ \hline \end{array}$$

$$\begin{array}{r} 12 \quad 624 \\ - 382 \\ \hline \end{array}$$

$$\begin{array}{r} 13 \quad 329 \\ - 170 \\ \hline \end{array}$$

$$\begin{array}{r} 14 \quad 465 \\ - 195 \\ \hline \end{array}$$

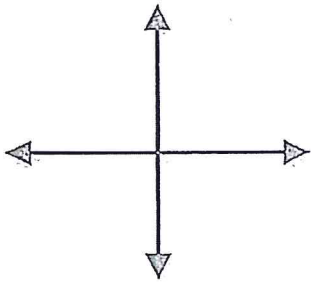
$$\begin{array}{r} 15 \quad 519 \\ - 378 \\ \hline \end{array}$$

Answers:

193	242	191	384	272
364	271	491	288	392
183	141	550	159	270

78

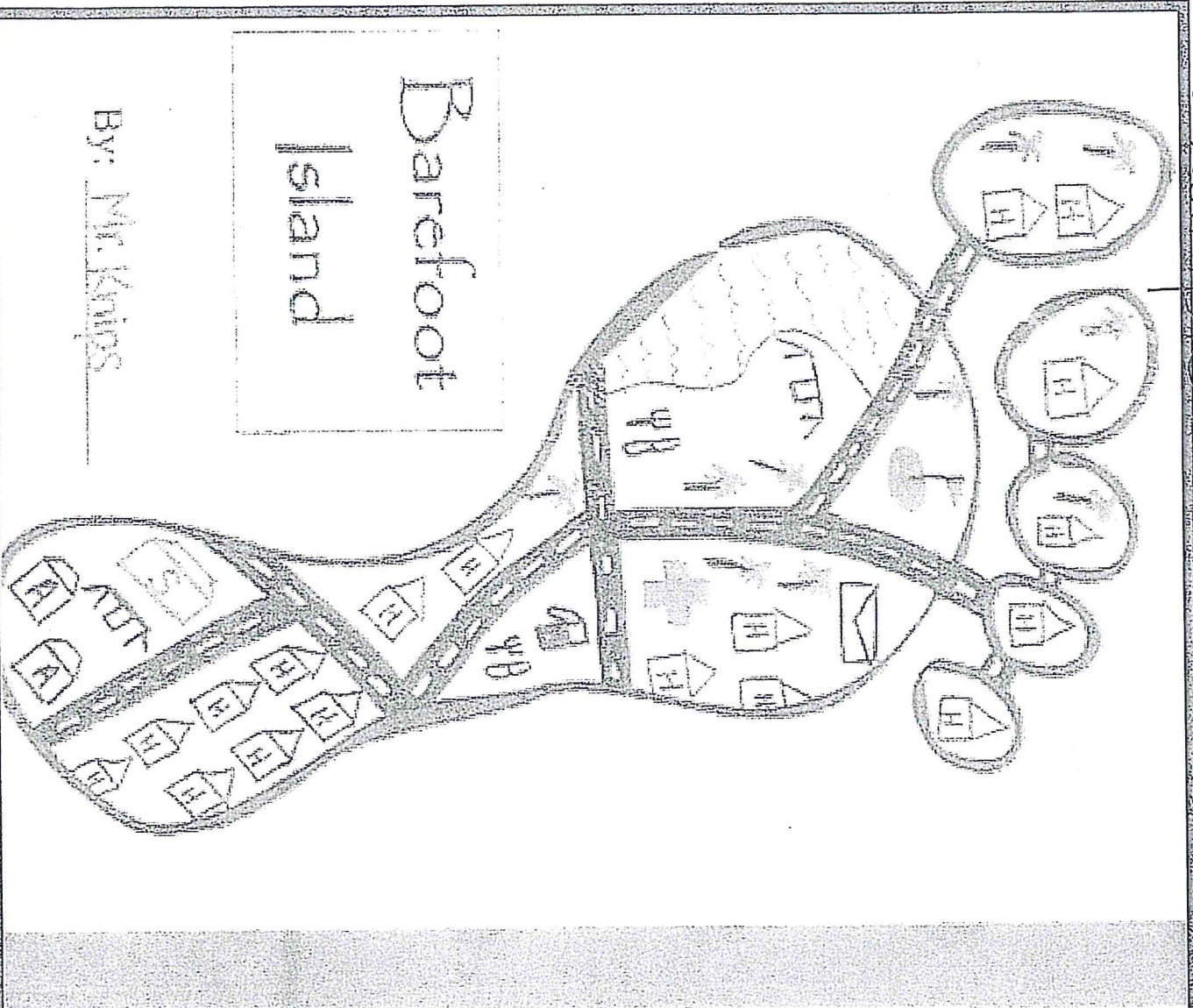
Day 5



Barefoot
Island

By: _____













Example:





Barefoot

Island

By: Mr. Knips

	Apartment
	House
	Post Office
	Golf Course
	Hospital
	Palm Tree
	Restaurant
	Swimming Area
	School
	Paved Road
	Playground
	Gas Station



- 22 What challenge does Cinderella face because of her new stepmother?
- A She must find a way to leave for town with her father.
 - B She must keep her two stepsisters from getting new dresses.
 - C She must learn to love her stepmother as much as her real mother.
 - D She must do all the hard work while her stepsisters do nothing.

- 23 Read these sentences from paragraph 1 of "Cinderella."

She cleaned and cooked, and cooked and cleaned, and cleaned some more. All the while, her two new stepsisters did nothing.

Which **best** explains why the author repeats the words "cleaned" and "cooked"?

- A to show that Cinderella wanted to please her new stepmother
 - B to show that Cinderella had so much work that she could never stop
 - C to show that Cinderella was very good at both cooking and cleaning
 - D to show that Cinderella liked to keep busy to make her stepsisters happy
- 24 What do the stepsisters think about Cinderella wanting to go to the dance?
- A They would let her go if she had better shoes.
 - B They are surprised she even knows how to dance.
 - C They feel she is foolish for thinking she could go.
 - D They are worried the prince will like her the best.

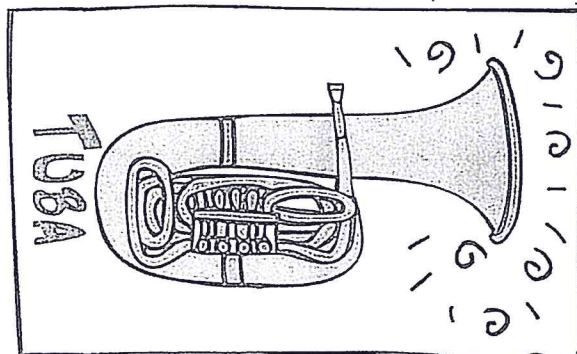
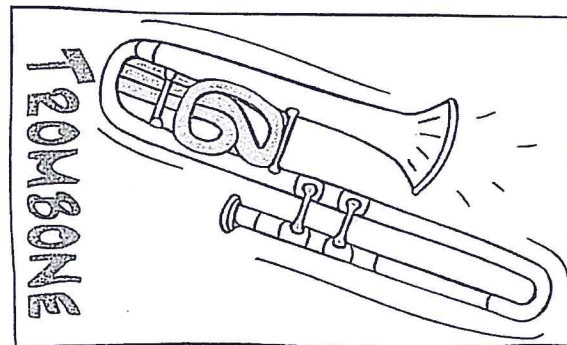
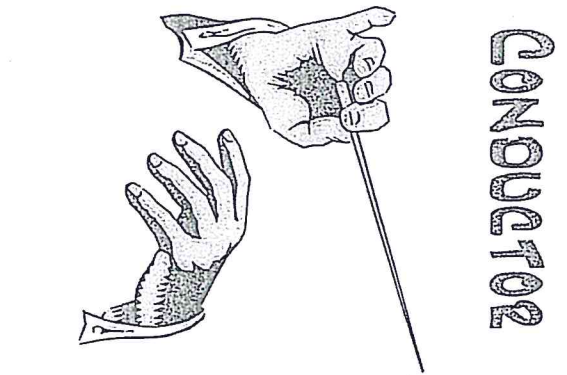
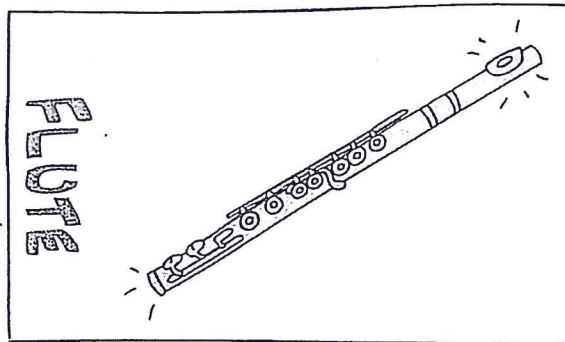
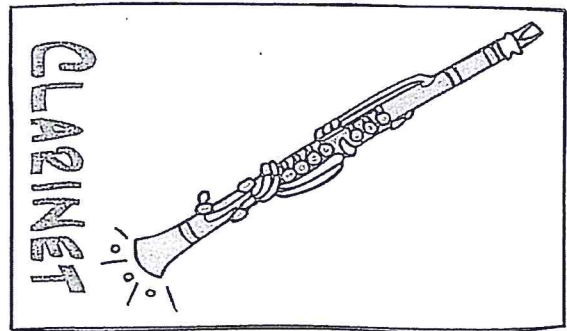
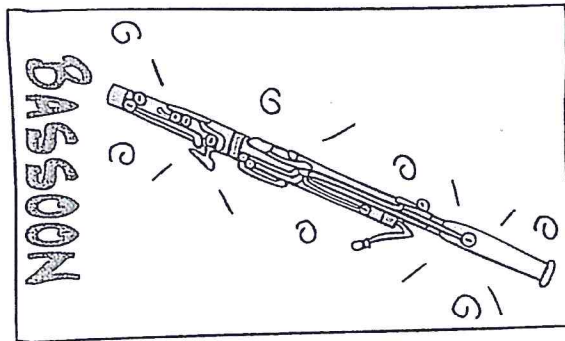
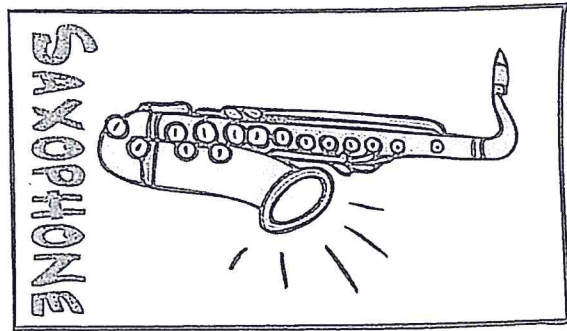

Go On


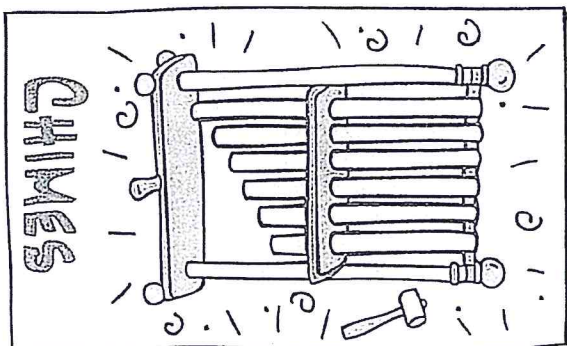


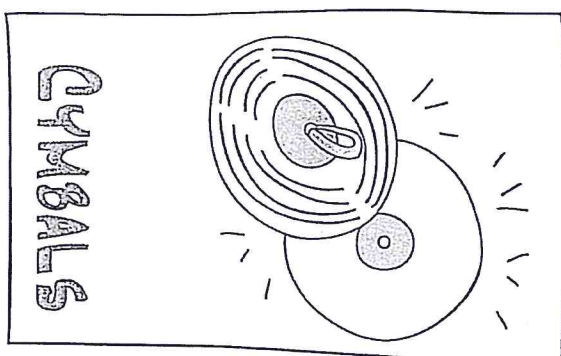
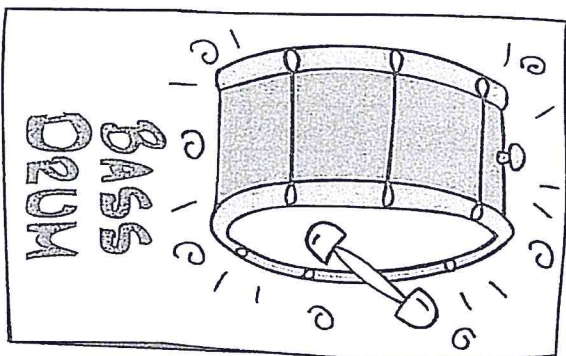

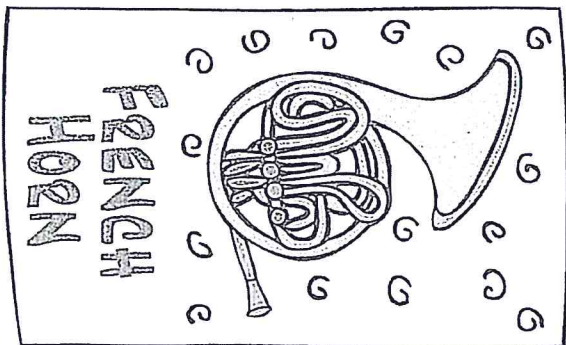
- 25 What do we learn about Turkey Girl at the beginning of the story?
- A She is a good dancer who has a lot of friends.
 - B She is very poor but takes good care of the turkeys.
 - C She is tired of taking care of turkeys and wants to dance.
 - D She is sometimes late because she forgets what time it is.
- 26 Which sentence **best** tells what happens soon after Turkey Girl wishes she could go to the special dance?
- A The girl hears some people in town talking about a dance.
 - B The turkeys turn the girl's old clothes into a beautiful dress.
 - C The girl runs back to the fields, but the turkeys are gone.
 - D The girl's beautiful white dress turns back into old rags.
- 27 Which sentence **best** tells the lesson to be learned from "The Turkey Girl"?
- A Don't worry about others.
 - B Be happy with what you have.
 - C Enjoy your life.
 - D Keep your promises.

- 28 What is one way both Cinderella and Turkey Girl are **alike**?
- A Both sleep by a fireplace at night.
 - B Both have stepsisters who laugh at them.
 - C Both are kind to the animals they herd.
 - D Both have to spend all day working.
- 29 Which story event is the **same** in "Cinderella" and "The Turkey Girl"?
- A The girls are given new dresses so they can go to the dance.
 - B The girls plant twigs that quickly grow into pretty hazel trees.
 - C The girls need to fit their feet into slippers only they can wear.
 - D The girls almost forget to go back to the birds who helped them.

Go On

Cut apart and play 'Go fish' Enjoy

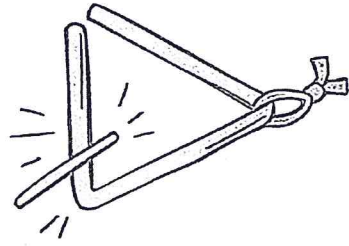




VIOLIN



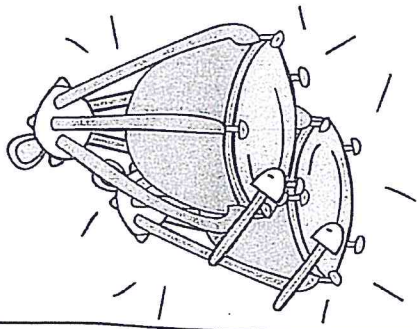
TRIANGLE




VIOLA



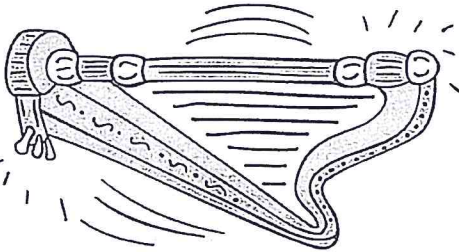
TYMPANI




CELLO



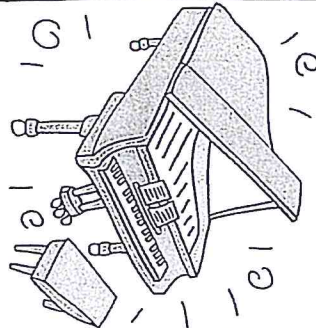
HARP



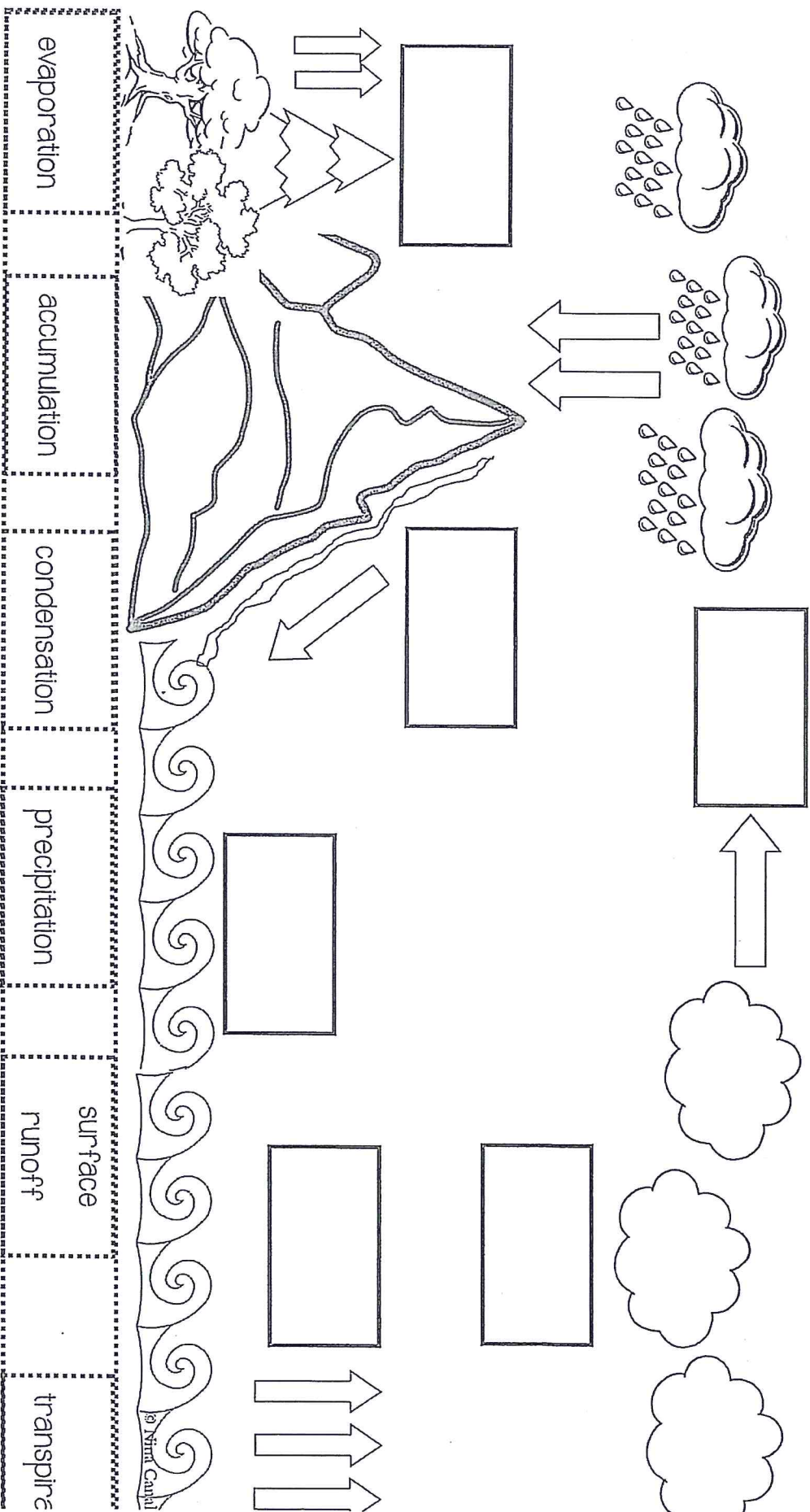
BASS



PIANO



The Water cycle



ART AMI DAY 6-10

DIRECTIONS: CREATE A NEW ANIMAL. DESCRIBE IT IN SPACE PROVIDED AT BOTTOM OF PAPER

89

What's Fit activity for kids your name

SPELL OUT YOUR FULL NAME AND COMPLETE THE ACTIVITY LISTED FOR EACH LETTER. FOR A GREATER CHALLENGE INCLUDE YOUR MIDDLE NAME & DO EACH ONE TWICE! FOR VARIETY YOU CAN USE A FAVORITE CHARACTER'S NAME OR A FAMILY MEMBER'S NAME.

- | | |
|---|--|
| A jump up & down 10 times | N pick up a ball without using your hands |
| B spin around in a circle 5 times | O walk backwards 50 steps and skip back |
| C hop on one foot 5 times | P walk sideways 20 steps and hop back |
| D run to the nearest door and run back | Q crawl like a crab for a count of 10 |
| E walk like a bear for a count of 5 | R walk like a bear for a count of 5 |
| F do 3 cartwheels | S bend down and touch your toes 20 times |
| G do 10 jumping jacks | T pretend to pedal a bike with your hands for a count of 17 |
| H hop like a frog 8 times | U roll a ball using only your head |
| I balance on your left foot for a count of 10 | V flap your arms like a bird 25 times |
| J balance on your right foot for a count of 10 | W pretend to ride a horse for a count of 15 |
| K march like a toy soldier for a count of 12 | X try and touch the clouds for a count of 15 |
| L pretend to jump rope for a count of 20 | Y walk on your knees for a count of 10 |
| M do 3 somersaults | Z do 10 push-ups |

CONSULT A DOCTOR BEFORE STARTING AN EXERCISE PROGRAM - WWW.THEYSMELL.COM

1- Spell your 1st name
2- Spell your middle name
Day 3- Spell your last name

Day 4- Spell your favorite animal
Day 5- Do any 5 letters of your choice
Repeat Days 6-10

90