



First Grade
AMI Packet #2
Additional 5 days

Included:
Daily Lesson Plans and Activity
Pages for Days 1-5

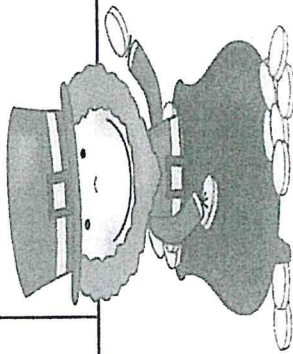
Writing - Journal

Students can choose one prompt from the writing topic menus provided to write about each day. 5 pages of lined paper are included for AMI days 1-5.

march writing menu



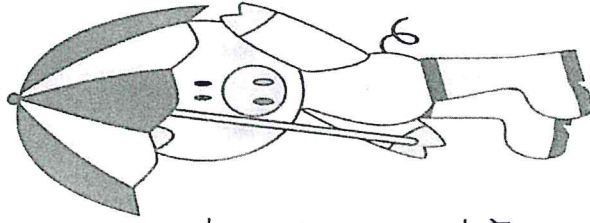
Write a Spring poem.	Draw a leprechaun. Write a 4-5 sentence story about it.	Write about Spring. Write 4-5 fact sentences.
Spring Break Fun: What will or did you do on break?	How do you catch a leprechaun? Write 4-5 steps.	Write a letter to a leprechaun.




APRIL


WRITING

MENU




Draw a garden and write about what is growing in it.	How does a plant grow. Write the steps.	Write a letter to the Easter Bunny.
Draw a bunny and write a 5-6 sentence story about it.	Pick an animal that hatches from an egg. Write about it.	Make a list of your favorite Easter treats.






Handwriting practice lines consisting of five sets of three horizontal lines (top solid, middle dashed, bottom solid).

by _____




Handwriting practice lines consisting of five sets of three horizontal lines (top solid, middle dashed, bottom solid).

by _____




Four sets of handwriting practice lines. Each set consists of a solid top line, a dashed middle line, and a solid bottom line.

by _____



Handwriting practice lines consisting of five sets of three horizontal lines (top solid, middle dashed, bottom solid).

by _____



Four sets of primary writing lines, each consisting of a solid top line, a dashed middle line, and a solid bottom line, for handwriting practice.

by _____

Day 1

Grammar: A Garden Full of Verbs page

Math: Ten More, Ten Less page

Science: Read the passage, "Plants Respond" and answer the questions.
Complete Smart Design activity page.

Try to read at least 10-15 minutes every day.

Other Resources

ixl.com

Students can practice literacy and math skills by grade level.

storylineonline.net

Your child may visit this website to have stories read aloud to them.

brainpopjr.com

Your child may watch educational videos on a variety of topics.

Username: cotter

Password: warriors

Teacher Contacts








Mrs. Stack: lstack@cotterschools.net

Mrs. Thornton: nthornton@cotterschools.net

Mrs. Williams: mwilliams@cotterschools.net

Name _____

A Garden full of Verbs



Name _____

Ten more, Ten Less



Add ten and subtract ten from each number Write your answer in the rain drops..

20

more



less



60

more



less



30

more



less



10

more



less



80

more



less



10

more



less



Name _____

Plants Respond

Read the passage. Then answer the questions.

Most people think that plants can't move, but plants do move and grow toward light and water. For instance, sunflower buds turn toward the sun. Plants' roots also grow down toward water in the soil. Some plants move in response to touch or temperature. One famous plant that moves when it is touched is the Venus Flytrap. This plant can catch small insects by snapping shut very quickly. When daffodils and chrysanthemums are put in cold temperatures they start to flower. These responses are called "**tropisms**."



1. Some plants can move. Circle: **TRUE** **FALSE**

2. Sunflowers turn to face the _____.

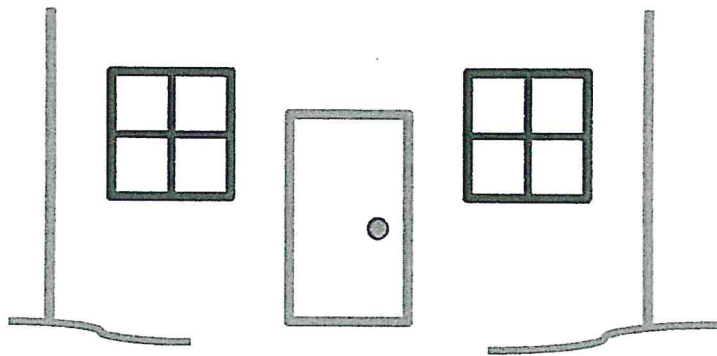
3. The Venus Fly Trap moves when:

- ☐ A it is cold.
- ☐ B an insect touches it.
- ☐ C it gets wet.

Name _____

Smart Design

Use what you know about plants to help design a house.



Your house should stay anchored in the ground and be protected from the weather. It might even keep out intruders!

Day 2

Phonics: OA + OW long O page

Math: Place Value page

Social Studies: use the map of Tina's Neighborhood to answer questions about her community.

Try to read at least 10-15 minutes every day.

Other Resources

ixl.com

Students can practice literacy and math skills by grade level.

storylineonline.net

Your child may visit this website to have stories read aloud to them.

brainpopjr.com

Your child may watch educational videos on a variety of topics.

Username: cotter

Password: warriors

Teacher Contacts

Mrs. Stack: lstack@cotterschools.net

Mrs. Thornton: nthornton@cotterschools.net

Mrs. Williams: mwilliams@cotterschools.net





Name: _____

Color the goats by the code.

Color Code

oa ~ green

ow ~ blue



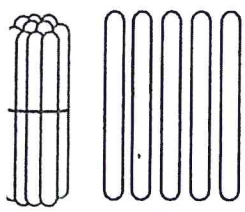

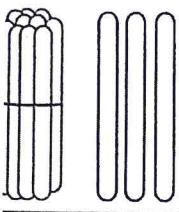

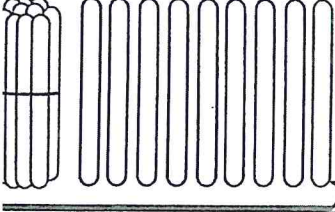

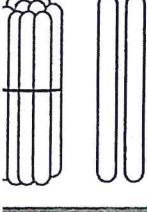



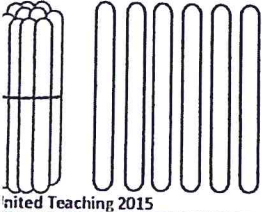

Fill in the missing words. Use the words from above.

1. I had _____ and eggs for breakfast.
2. The snail was moving so _____.
3. Mom told me to wear my blue _____.
4. Did you see the _____ from the moon?
5. Always wear a life jacket on the _____.
6. My little seed started to _____.

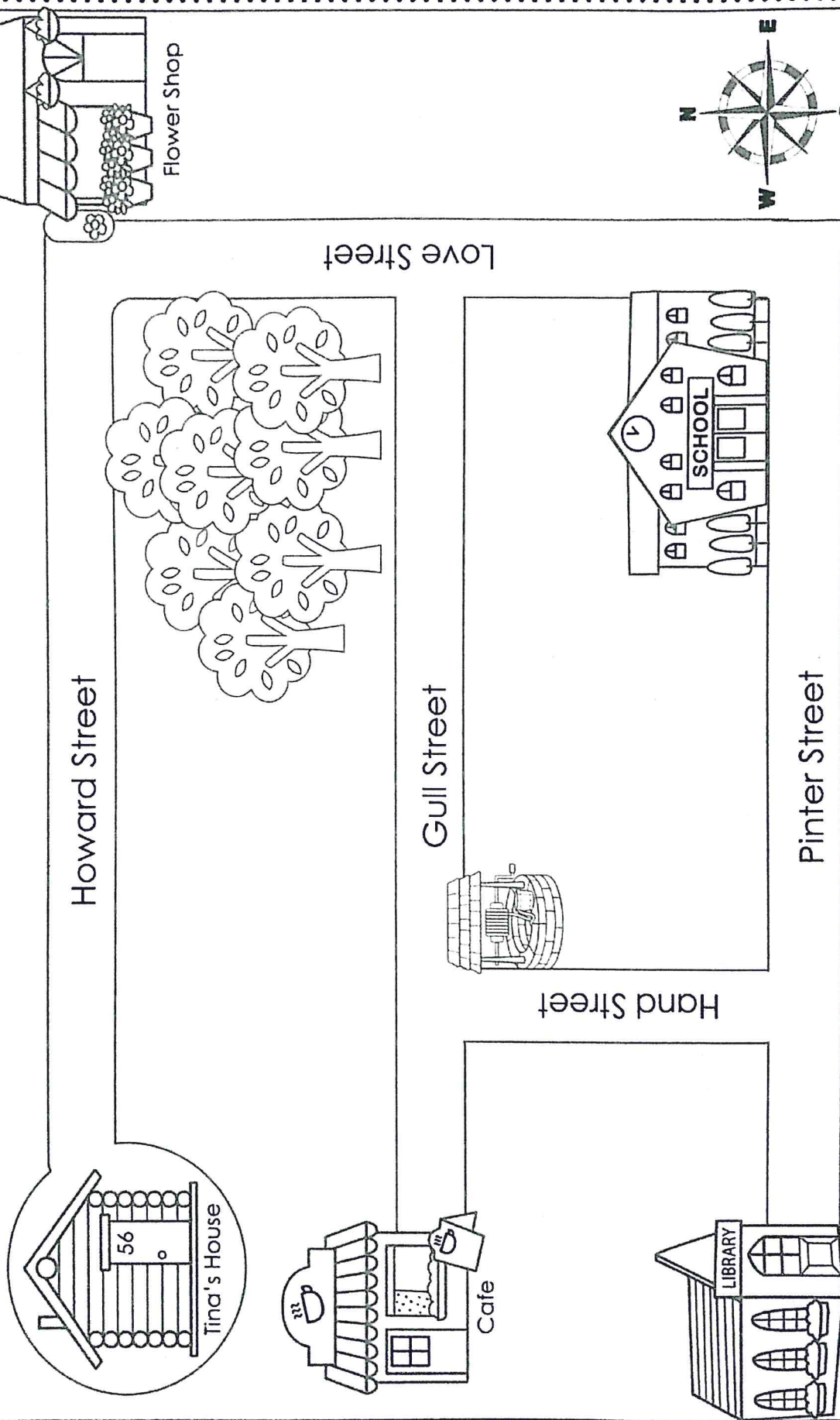
Place Value

Count the popsicle sticks.

Write how many tens and ones. How many in all?

		<table border="1"> <tr> <td></td> <td></td> <td></td> </tr> <tr> <td>tens</td> <td>ones</td> <td>in all</td> </tr> </table>				tens	ones	in all
tens	ones	in all						
		<table border="1"> <tr> <td></td> <td></td> <td></td> </tr> <tr> <td>tens</td> <td>ones</td> <td>in all</td> </tr> </table>				tens	ones	in all
tens	ones	in all						
		<table border="1"> <tr> <td></td> <td></td> <td></td> </tr> <tr> <td>tens</td> <td>ones</td> <td>in all</td> </tr> </table>				tens	ones	in all
tens	ones	in all						
		<table border="1"> <tr> <td></td> <td></td> <td></td> </tr> <tr> <td>tens</td> <td>ones</td> <td>in all</td> </tr> </table>				tens	ones	in all
tens	ones	in all						
		<table border="1"> <tr> <td></td> <td></td> <td></td> </tr> <tr> <td>tens</td> <td>ones</td> <td>in all</td> </tr> </table>				tens	ones	in all
tens	ones	in all						
		<table border="1"> <tr> <td></td> <td></td> <td></td> </tr> <tr> <td>tens</td> <td>ones</td> <td>in all</td> </tr> </table>				tens	ones	in all
tens	ones	in all						

A Map of Tina's Neighborhood



NAME: _____ DATE: _____

Tina's Neighborhood

Using the map, answer the questions about Tina's neighborhood.

1. What is Tina's address?

2. If Tina is at school what direction does she need to walk to get home?

3. The well is at the corner of what two streets?

4. Tina's friend is at the cafe and wants to visit her at home. Give her directions.

5. What street connects Pinter and Gull?

Day 3

Reading Comprehension: Read "A Day at the Farm" and answer passage questions.

Math: Solve it, Cut it, Paste it addition equations page

Science: Read the passage, "Animal Survival" and answer the questions. Complete baby/adult animal activity page.

Try to read at least 10-15 minutes every day.

Other Resources

ixl.com

Students can practice literacy and math skills by grade level.

storylineonline.net

Your child may visit this website to have stories read aloud to them.

brainpopjr.com

Your child may watch educational videos on a variety of topics.

Username: cotter

Password: warriors

Teacher Contacts

Mrs. Stack: lstack@cotterschools.net

Mrs. Thornton: nthornton@cotterschools.net


Mrs. Williams: mwilliams@cotterschools.net

Our
Name: _____

Read the story. Answer each question. Highlight the answers in the story.

A Day at the Farm

My grandpa lives on a farm. We are going to see him. The farm is a fun place to visit. I get to help feed the animals. Sometimes grandpa lets me ride on the big, green tractor. I wish I could live on the farm too. It is so much fun!

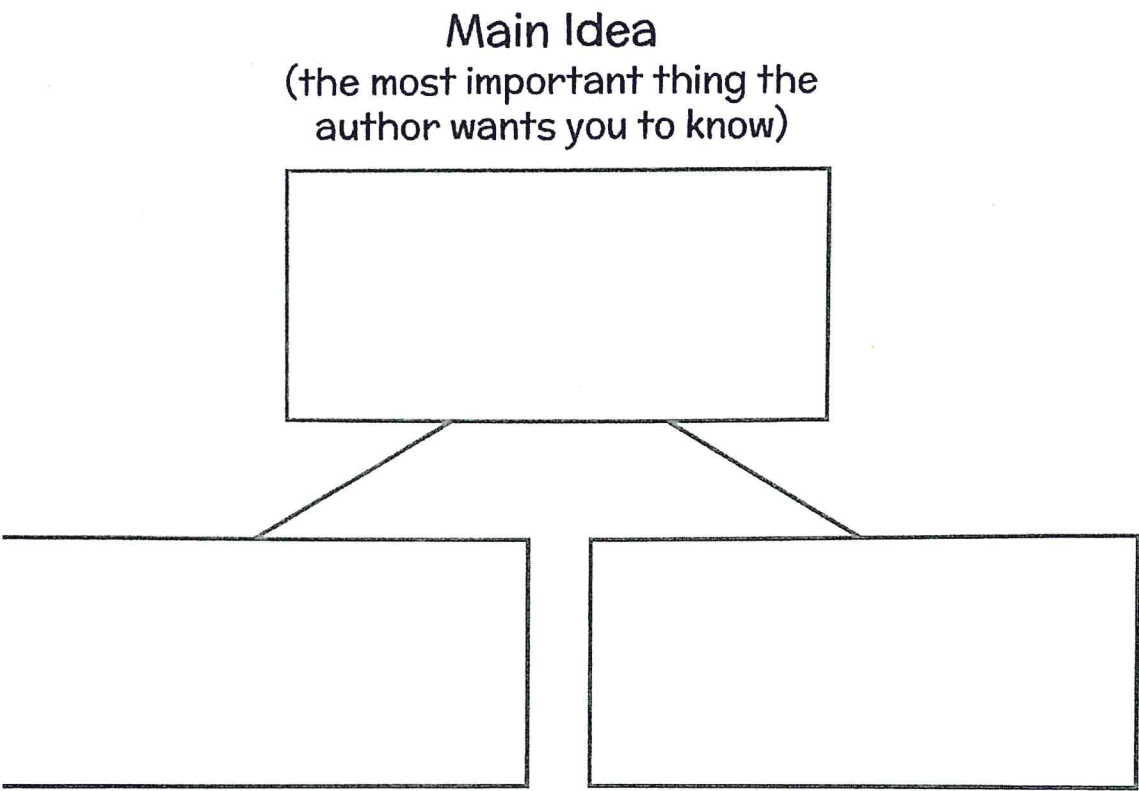


1. Who lives on a farm?

2. What color is the tractor?

3. What do I help do on the farm?

hink about the story. What was the most important idea?
omplete the chart:



Details
(tell more about the main idea)



Cut out each statement.
Glue them on the chart.

The farm is a fun place to visit.

Sometimes grandpa lets me ride on the big, green tractor.

I get to help feed the animals.

Name _____

Date _____

SOLVE IT, Cut It, Paste IT

Less Than
10

10 or More



$1+6=$	$2+5=$	$5+3=$	$7+4=$	$5+5=$
$5+5=$	$4+7=$	$7+2=$	$1+8=$	$6+6=$
$4+9=$	$4+2=$	$2+8=$	$4+4=$	$3+4=$

Name _____

Animal Survival

Read the story below and answer the questions.

The baby bear cubs are curled up in their den. They do not have much fur yet so they stay close together to keep warm. Outside the den, there is a noise in the forest. It might be a fox or another bear. The baby bears do not see well but they sniff the air loudly. Then they let out little squeals. The mother bear is right near the entrance to the den. She lets out a loud noise. Then she grunts and moves closer to her cubs. It is quiet outside again. The mother bear licks her babies. The cubs go back to sleep.




What did the baby bears do to get attention?

What did the mother do to help her babies?


Name _____

Adult & Baby Animals

Draw a picture of an adult and a baby animal.



Adult Animal



Baby Animal

How are they similar?

How are they different?

Day 4

Phonics: Let's Write Words with 'AR' page

Math: Subtract within 20 solve and color page

Social Studies: Drawing a Map activity page

Try to read at least 10-15 minutes every day.

Other Resources

ixl.com

Students can practice literacy and math skills by grade level.

storylineonline.net

Your child may visit this website to have stories read aloud to them.

brainpopjr.com

Your child may watch educational videos on a variety of topics.

Username: cotter

Password: warriors

Teacher Contacts

Mrs. Stack: lstack@cotterschools.net

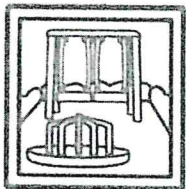
Mrs. Thornton: nthornton@cotterschools.net

Mrs. Williams: mwilliams@cotterschools.net


Name: _____

LET'S WRITE WORDS WITH 'AR'

Complete each sentence using the word bank, then draw a line from each sentence to the matching picture.



We keep our horses in the _____.



Can you see the _____
shining in the night sky?



Ben likes to play with his
ball at the _____.



Make sure you put the lid
back on the _____.



My mom needs some new
_____ to knit with.

Word Bank:

yarn

jar

star

park

barn

Name _____

F


Subtract. Color to show the difference.



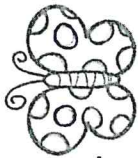
$$15 - 10 = \underline{\quad}$$



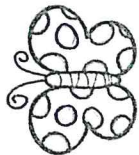
$$12 - 10 = \underline{\quad}$$




$$18 - 10 = \underline{\quad}$$



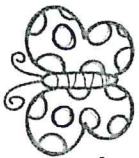
$$17 - 10 = \underline{\quad}$$




$$11 - 10 = \underline{\quad}$$



$$13 - 10 = \underline{\quad}$$



$$14 - 10 = \underline{\quad}$$



$$16 - 10 = \underline{\quad}$$



$$19 - 10 = \underline{\quad}$$

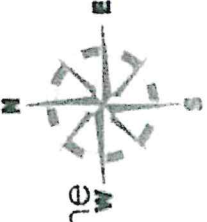


green: 1 yellow: 2 and 6 blue: 3 and 7 purple: 4 and 8 orange: 5 and 9

NAME: _____ DATE: _____

Drawing a Map

Draw a map of your room. If you can, use a compass to find the direction your room faces.



Day 5

Grammar: Contraction sort (match the two words with the correct contraction)

Math: Addition of 3 addends with sums within 20 page

Science: Read second, "Animals Survival" passage and answer the questions.

Complete the animal variations activity page.

Try to read at least 10-15 minutes every day.

Other Resources

ixl.com

Students can practice literacy and math skills by grade level.

storylineonline.net

Your child may visit this website to have stories read aloud to them.

brainpopjr.com

Your child may watch educational videos on a variety of topics.

Username: cotter

Password: warriors

Teacher Contacts


Mrs. Stack: lstack@cotterschools.net

Mrs. Thornton: nthornton@cotterschools.net

Mrs. Williams: mwilliams@cotterschools.net

Name _____

Contraction Sort



let us

do not

I have

are not

will not

I would

© Kaitlynn Albani

let's

aren't

don't

I'd

won't

I've

Name: _____ Date: _____

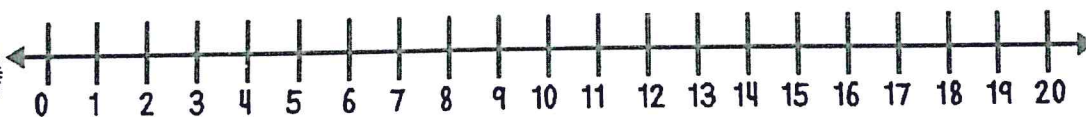
Addition of 3
addends – sums
to 20

I had a birthday party. 3 adults, 9 girls, and
1 boy came to my party. How many total guests
came to my party?

Draw a picture to show your thinking.

Show your work using ten frames.

Show your thinking on the number line.



Write a number sentence.

__ O __ O __ O __

What is your final answer?

Name _____

Animal Survival

Read the story below and answer the questions.

Mother Bird eats seeds, fruits, and berries. The baby birds are in the nest. They have not learned how to fly yet. They cannot leave the nest. "Cheep, cheep, cheep," say the baby birds. Mother Bird hears the babies in her nest in the tree. She leaves her pile of seeds. Seeds are good for grown birds but they do not have enough **protein** for growing baby birds. Mother Bird finds a big, juicy worm. She pulls it out of the ground and flies up to the nest. She gives her babies the worm. "Cheep, cheep," say the babies.



What did the baby birds do to get attention?

What did the mother bird do to help her babies?

Name _____

Animal Variation

Circle the animals that are the same kind as the one in the box.

