

## DAY 1

Please read these instructions to ensure that all assignments are completed correctly.

### Reading

"Sleepy Bear" By Lydia Lukidis

Read directions carefully. Read passage and answer questions.

### Language

Adjectives

Read the directions carefully. Circle the adjective that describes the underlined noun.

### Writing

Dinosaur in the Backyard

Read the directions carefully. Write a story answering the prompt with at least 8 sentences. Use the writing checklist to make sure your sentences are complete.

### Spelling

OO words.

Complete the Sentence.

Read the directions carefully. Choose the best word for each sentence.

### Math

3 digit Addition without regrouping

Use the strategies we have learned in class to help you solve the addition problems.

Name: \_\_\_\_\_

# Sleepy Bear

by Lydia Lukidis

Shhh...don't wake up  
Bear! He is sleeping.



In fact, he will sleep for many months. This is called "hibernation." Bear has dug his own den. A den is a bear's home. It looks like a dark hole or cave. Bear hibernates because there is not much food in winter. It is also very cold. While he sleeps, he will relax. He will conserve energy. That means he will save energy. His body temperature will go down. He will not eat. He will not wake up for a while. He won't even go to the bathroom. But don't worry! Bear will survive. He was smart and he ate a lot of food before falling asleep.


Bear will wake up in the spring. He will be well rested. He will also be very hungry! Luckily, there will be a lot of food to eat. Bear will snack on plants, berries, and insects. Sometimes he will eat fish too.

Bear is not the only animal that hibernates. Squirrels, skunks and raccoons are other examples.

Name: \_\_\_\_\_

# Sleepy Bear

by Lydia Lukidis



1. Why does a bear hibernate?

- a. He is bored.
- b. He doesn't like snow on his paws.
- c. He can't find food in the winter.
- d. He is afraid of being buried in the snow.

2. What happens to the bear's body temperature when he hibernates?

\_\_\_\_\_

3. When the bear wakes up in the spring, what will he eat?  
(Circle four answers in the box.)

plants	deer	fish	insects
squirrels	berries	birds	worms

4. Name *three* other animals that hibernate according to the article.

\_\_\_\_\_



Name: \_\_\_\_\_

## Adjectives

An adjective is a word that describes a noun.

example: Mr. Johnson has a long beard.

The word *long* is an adjective. It describes the noun, *beard*.



In each sentence, circle the adjective that describes the underlined noun.

1. Leroy and Jenna walked up to an old castle.
2. Maddie put the golden key in the lock.
3. Today is the fifth day of January.
4. The baby birds flew from the nest.
5. Joe's truck has a flat tire.

Circle the adjective in each sentence. Underline the noun that it describes.


6. I am holding a marker in my left hand.
7. Patricia played beautiful music on her guitar.
8. Has anyone read Caitlyn's latest story?
9. The sly fox outsmarted the chicken.
10. Miguel built a large bookshelf.



Name: \_\_\_\_\_

## Dinosaur in the Backyard

Imagine you woke up and saw a dinosaur in your backyard. Describe what you see and do.



Name: \_\_\_\_\_ "Dinosaur" Continued

# Dinosaur in the Backyard

Page \_\_\_\_

This image shows a single sheet of white paper with horizontal ruling lines. The lines are evenly spaced and run across the width of the page. There are no margins, text, or other markings on the paper.

Name: \_\_\_\_\_

Spelling Unit B-19

**Spelling**

book	took	good	crook	tool
pool	spoon	stood	noon	loops



1. Daniel went swimming in the \_\_\_\_\_.
2. Maya is reading a great \_\_\_\_\_.
3. The second grade students eat lunch at \_\_\_\_\_.
4. Dad put the hammer on his \_\_\_\_\_ bench.
5. Sam \_\_\_\_\_ his dog to the park.
6. E.J. got a \_\_\_\_\_ grade on his math test.
7. I ate my ice cream with a \_\_\_\_\_.
8. Suresh ran two \_\_\_\_\_ around the track.
9. Zack sneezed into the \_\_\_\_\_ of his arm.
10. We \_\_\_\_\_ at the bus stop for twenty minutes.



Name: \_\_\_\_\_

Day 1  
math  
3

## AMI 1:3 Digit Addition NO REGROUP

$$\begin{array}{r} 843 \\ + 422 \\ \hline \end{array}$$

$$\begin{array}{r} 295 \\ + 362 \\ \hline \end{array}$$

$$\begin{array}{r} 748 \\ + 387 \\ \hline \end{array}$$

$$\begin{array}{r} 811 \\ + 333 \\ \hline \end{array}$$

$$\begin{array}{r} 382 \\ + 440 \\ \hline \end{array}$$

$$\begin{array}{r} 759 \\ + 353 \\ \hline \end{array}$$

$$\begin{array}{r} 251 \\ + 514 \\ \hline \end{array}$$

$$\begin{array}{r} 126 \\ + 305 \\ \hline \end{array}$$

$$\begin{array}{r} 108 \\ + 558 \\ \hline \end{array}$$

$$\begin{array}{r} 642 \\ + 316 \\ \hline \end{array}$$

$$\begin{array}{r} 835 \\ + 584 \\ \hline \end{array}$$

$$\begin{array}{r} 767 \\ + 522 \\ \hline \end{array}$$

$$\begin{array}{r} 859 \\ + 401 \\ \hline \end{array}$$

$$\begin{array}{r} 926 \\ + 273 \\ \hline \end{array}$$

$$\begin{array}{r} 210 \\ + 464 \\ \hline \end{array}$$

$$\begin{array}{r} 374 \\ + 173 \\ \hline \end{array}$$

$$\begin{array}{r} 971 \\ + 507 \\ \hline \end{array}$$

$$\begin{array}{r} 582 \\ + 141 \\ \hline \end{array}$$

$$\begin{array}{r} 908 \\ + 170 \\ \hline \end{array}$$

$$\begin{array}{r} 539 \\ + 732 \\ \hline \end{array}$$

## DAY 2

Please read these instructions to ensure that all assignments are completed correctly.

### Reading

"The Bat" By Stephenie Hovland

Read directions carefully. Read passage and answer questions.

### Language

Plural Nouns

Read the directions carefully.

### Writing

My Job at the Football Stadium

Read the directions carefully. Write a story answering the prompt with at least 8 sentences. Use the writing checklist to make sure your sentences are complete.

### Spelling

OO words.

Unscramble Words

Read the directions carefully.

### Math

3 digit Addition with regrouping


Use the strategies we have learned in class to help you solve the addition problems.

Name: \_\_\_\_\_

# The Bat

by Stephenie Hovland

Early one morning, I saw a bat flying.  
It flew past me. I wanted to find out  
where it lived, so I ran after it.



The bat flew up and down. It was hard to see. I kept running.  
It went past a tree and over a bush. I ran past the tree and  
around the bush.


Then I could not see it. Where did it go? I looked up and  
down, over a bush and all around. I could not see it. It was  
gone.

Then I saw something. It moved fast. It was the bat. It flew into  
our shed. I ran to the shed and opened the door. Garden stuff  
was on the floor. Tools were on the wall. No bat.

I was going to leave the shed, but I heard something. I looked  
up. A family of bats hung from the roof. I closed the door  
quietly. I tiptoed away. I let the bat family sleep.



Name: \_\_\_\_\_



# The Bat

by Stephenie Hovland

1. What did the storyteller do when she saw the bat?
- a. She hid from it.                      b. She ran away.  
c. She yelled for help.                d. She followed it.

2. What was on the floor of the shed?

\_\_\_\_\_

3. How did the storyteller feel when she saw the bat?
- a. scared                                      b. wondering  
c. angry                                        d. tired

4. Where did she find the bat?

\_\_\_\_\_

5. What did the storyteller do after she found the bat?

\_\_\_\_\_


\_\_\_\_\_

**Something extra:**      The word *bat* has two meanings. In this story, a bat is an animal that flies in the air. It can also mean something else. On the back of this paper, draw a picture of another kind of bat.

Name: \_\_\_\_\_

## Plural Nouns

3



Many singular nouns can be made plural by simply adding s.

examples: **astronaut - astronauts**      **rocket - rockets**

Write the plural of each noun below by adding the letter s.

- |                     |                    |
|---------------------|--------------------|
| 1. lion - _____     | 2. bubble - _____  |
| 3. building - _____ | 4. rainbow - _____ |
| 5. phone - _____    | 6. movie - _____   |

Nouns ending in x, z, s, sh and ch form the plural by adding an es to the end.

examples: **couch - couches**      **lens - lenses**

Write the plural of each noun below by adding the letters es.

- |                    |                  |
|--------------------|------------------|
| 7. fox - _____     | 8. dish - _____  |
| 9. bus - _____     | 10. wish - _____ |
| 11. wrench - _____ | 12. ax - _____   |

When a noun ends with a consonant followed by the letter y, change the y to an i and add es.

examples: **penny - pennies**      **party - parties**

Write the plural of each noun below.

- |                     |                    |
|---------------------|--------------------|
| 13. library - _____ | 14. puppy - _____  |
| 15. kitty - _____   | 16. family - _____ |
| 17. story - _____   | 18. cherry - _____ |

When a noun ends with a vowel followed by the letter y, just add the letter s.

examples: monkey - **monkeys**

key - **keys**

Write the plural of each noun below.

19. donkey - \_\_\_\_\_

20. ray - \_\_\_\_\_

21. toy - \_\_\_\_\_

22. alley - \_\_\_\_\_

23. tray - \_\_\_\_\_

24. turkey - \_\_\_\_\_

When a noun ends with the letter(s) f or fe, change the f or fe to an v and add es.

examples: **shelf - shelves**

**knife - knives**

Write the plural of each noun below.

25. loaf - \_\_\_\_\_

26. thief - \_\_\_\_\_

27. life - \_\_\_\_\_

28. calf - \_\_\_\_\_

Sometimes a plural noun is formed by changing the vowels, or by adding a different ending

examples: **tooth - teeth**

**child - children**

Write the plural of each noun below.

29. person - \_\_\_\_\_

30. goose - \_\_\_\_\_

31. foot - \_\_\_\_\_

32. woman - \_\_\_\_\_

33. mouse - \_\_\_\_\_

34. man - \_\_\_\_\_

Sometimes a word does not change at all when it becomes plural.

examples: **fish - fish**

**shrimp - shrimp**

Write the plural of each noun below.

35. moose - \_\_\_\_\_

36. sheep - \_\_\_\_\_

37. deer - \_\_\_\_\_

38. corn - \_\_\_\_\_

39. aircraft - \_\_\_\_\_


40. gold - \_\_\_\_\_



Name: \_\_\_\_\_

## My Job At the Football Stadium

Imagine you worked at a football stadium.  
What would your job be? (examples: quarterback, cheerleader, coach, referee, ticket seller) Describe what you would do while you were on the job.



Name: \_\_\_\_\_

Page \_\_\_\_\_

**My Job At the Football Stadium**

Handwriting practice area with 18 horizontal lines.

Name: \_\_\_\_\_

## Scrambled Spelling



Unscramble the spelling words from list B-19.

1. onon

\_\_\_\_\_  
\_\_\_\_\_  
\_\_\_\_\_

6. onsop

\_\_\_\_\_  
\_\_\_\_\_  
\_\_\_\_\_

2. psolo

\_\_\_\_\_  
\_\_\_\_\_  
\_\_\_\_\_

7. rokco

\_\_\_\_\_  
\_\_\_\_\_  
\_\_\_\_\_

3. olpo

\_\_\_\_\_  
\_\_\_\_\_  
\_\_\_\_\_

8. koto

\_\_\_\_\_  
\_\_\_\_\_  
\_\_\_\_\_

4. dosot

\_\_\_\_\_  
\_\_\_\_\_  
\_\_\_\_\_

9. olto

\_\_\_\_\_  
\_\_\_\_\_  
\_\_\_\_\_

5. kobo

\_\_\_\_\_  
\_\_\_\_\_  
\_\_\_\_\_

10. dogo

\_\_\_\_\_  
\_\_\_\_\_  
\_\_\_\_\_

### Word Box

book

took

good

crook

tool

pool

spoon

stood

noon

loops



Name: \_\_\_\_\_

Math  
Day 2  
3

## AMI 2: 3 Digit Addition REGROUP

$$\begin{array}{r} 129 \\ + 905 \\ \hline \end{array}$$

$$\begin{array}{r} 149 \\ + 531 \\ \hline \end{array}$$

$$\begin{array}{r} 365 \\ + 327 \\ \hline \end{array}$$

$$\begin{array}{r} 113 \\ + 129 \\ \hline \end{array}$$

$$\begin{array}{r} 755 \\ + 523 \\ \hline \end{array}$$

$$\begin{array}{r} 871 \\ + 394 \\ \hline \end{array}$$

$$\begin{array}{r} 205 \\ + 367 \\ \hline \end{array}$$

$$\begin{array}{r} 246 \\ + 815 \\ \hline \end{array}$$

$$\begin{array}{r} 305 \\ + 746 \\ \hline \end{array}$$

$$\begin{array}{r} 839 \\ + 257 \\ \hline \end{array}$$

$$\begin{array}{r} 597 \\ + 728 \\ \hline \end{array}$$

$$\begin{array}{r} 420 \\ + 722 \\ \hline \end{array}$$

$$\begin{array}{r} 480 \\ + 231 \\ \hline \end{array}$$

$$\begin{array}{r} 602 \\ + 510 \\ \hline \end{array}$$

$$\begin{array}{r} 936 \\ + 719 \\ \hline \end{array}$$

$$\begin{array}{r} 317 \\ + 490 \\ \hline \end{array}$$

$$\begin{array}{r} 364 \\ + 970 \\ \hline \end{array}$$

$$\begin{array}{r} 966 \\ + 941 \\ \hline \end{array}$$

$$\begin{array}{r} 259 \\ + 689 \\ \hline \end{array}$$

$$\begin{array}{r} 166 \\ + 121 \\ \hline \end{array}$$

## DAY 3

Please read these instructions to ensure that all assignments are completed correctly.

### Reading

"Snow Flowers" by Anita Amin

Read directions carefully. Read passage and answer questions.

### Language

Verbs

"My Dog Named Verb"

Read the directions carefully. You may use a pencil if you do not have a red crayon.

### Writing

"Celebrity Lunch"

Read the directions carefully. Write a story answering the prompt with at least 8 sentences. Use the writing checklist to make sure your sentences are complete.

### Spelling

OO

Scrambled sentences.

Unscramble each word to the correct spelling.

### Math

3 digit subtraction without regrouping

Use the strategies we have learned in class to help you solve the subtraction problems.

Name: \_\_\_\_\_

## Snow Flowers

by Anita Amin

One snowy afternoon, Mom picked up Eve from school. When they reached home, they raced inside.

"Snow, snow, snow." Mom stomped her boots and shook snow off of them. "I'm tired of snow. I miss sunshine. I miss flowers. I miss birds."

"I know," Eve said. She dropped her book bag on the floor. "But I love snow. I think I'll play outside for a while." She ran back outside.

Eve had fun in the snow with her friends. They threw snowballs. They built snow forts. They made snowmen. They even went sledding.

Then Eve felt cold and came back inside.

"Here you go," Mom said. She handed Eve a mug of hot chocolate.

"I love hot chocolate!" Eve took a sip and smiled.

Mom smiled and left.

*Mom always takes care of me, Eve thought. I wish I could give her a gift.*

But Eve didn't know what to give Mom. Eve couldn't give sunshine. And there were no flowers outside to pick. And she didn't have money to buy a bird.

Eve had an idea. She took out a sheet of white paper. Then Eve opened her pencil box, took out a sharp pencil, and began to draw flowers on the paper.

She smiled and said, "I can give Mom flowers after all!"

Next, she painted some of the flowers orange, some red, and some yellow. She cut them out.

Next, Eve found some drinking straws with green stripes. "These will make good stems." Eve taped a straw to the back of each flower. Finally, Eve tied a ribbon around the stems.

She carried the flowers to Mom.


"Why, these are the loveliest flowers I've ever seen!" Mom put them in a vase near a window. "They even make the snow seem cheery!"



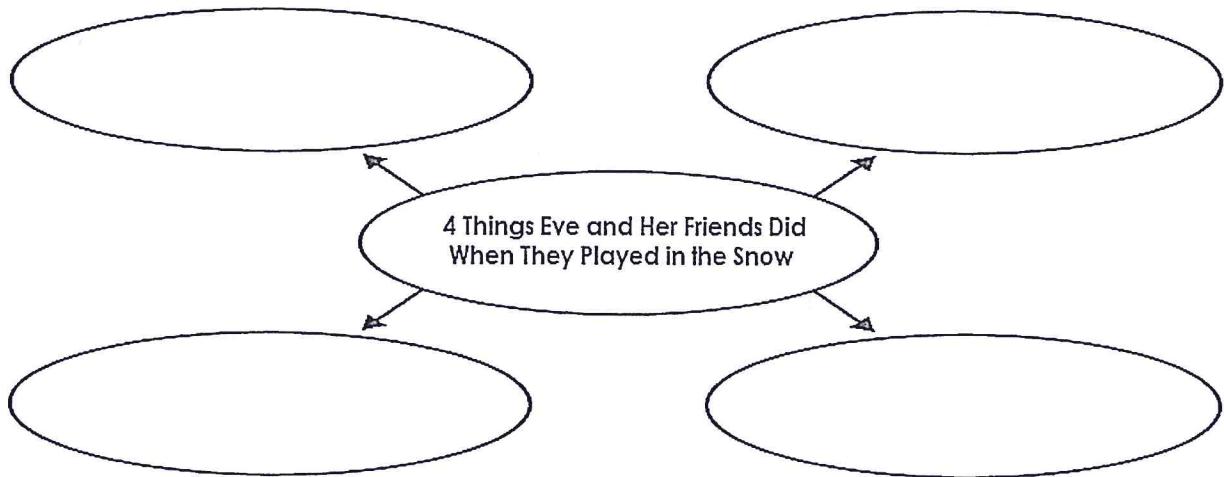
Name: \_\_\_\_\_

# Snow Flowers

by Anifa Amin



1. Complete the graphic organizer.



2. Circle the things Eve used to make the flowers.  
Cross out the things that Eve did not use.

markers	paper	pencil	ribbon
straws	dry pasta	paint	string

3. Where did Eve's mom put the flowers?
- a. by the window
  - b. next to her bed
  - c. on the kitchen table
  - d. outside by the snowman
4. Which sentence about Eve's mom is probably true?
- a. Winter is her favorite season.
  - b. She likes warm weather.
  - c. She likes to play outside with Eve.
  - d. She enjoys watching the snow fall.



Name: \_\_\_\_\_

Read the poem below and look for action verbs. Underline the action verbs with a red crayon.

# My Dog Named Verb

by Lill Pluta

My dog is named Verb. That's strange, I know.

But you should see my dog, Verb, go.

He frolics, rollicks, runs, and romps.

He scratches, catches, chews, and chomps.

He plays with friends at doggy parks.

He chases, races, yips, and barks.

He darts away to fetch a ball.

He comes to me if I should call.

He gnaws on bones. He squeaks his toys.

His days are full of many joys.

When nighttime comes, Verb takes a rest.

I love my dog. He is the best.




How many action verbs did you find in this poem? \_\_\_\_\_



Name: \_\_\_\_\_

## Celebrity Lunch

If you could have lunch with any famous person,  
who would it be? What would you talk about?



Page \_\_\_\_\_

# Celebrity Lunch

This image shows a single sheet of white paper with horizontal blue or grey ruling lines. The lines are evenly spaced and run across the width of the page. There are approximately 20 lines visible. The paper has a slightly textured appearance and some minor blemishes or dust specks. The edges of the paper are slightly irregular.

Name: \_\_\_\_\_

Spelling List B-19

**Scrambled Sentences**

Unscramble the sentences.

1. pool. swam Rosa in the

---

---

---

2. lunch I noon. at eat

---

---

---

3. a with fed the baby Mom spoon.

---

---

---

4. tool. hammer A is a

---

---

---

**AMI 3: 3 Digit Subtraction No RG**

$$\begin{array}{r} 323 \\ - 203 \\ \hline \end{array}$$

$$\begin{array}{r} 738 \\ - 702 \\ \hline \end{array}$$

$$\begin{array}{r} 333 \\ - 121 \\ \hline \end{array}$$

$$\begin{array}{r} 764 \\ - 733 \\ \hline \end{array}$$

$$\begin{array}{r} 191 \\ - 111 \\ \hline \end{array}$$

$$\begin{array}{r} 286 \\ - 111 \\ \hline \end{array}$$

$$\begin{array}{r} 471 \\ - 141 \\ \hline \end{array}$$

$$\begin{array}{r} 359 \\ - 327 \\ \hline \end{array}$$

$$\begin{array}{r} 958 \\ - 643 \\ \hline \end{array}$$

$$\begin{array}{r} 873 \\ - 772 \\ \hline \end{array}$$

$$\begin{array}{r} 494 \\ - 183 \\ \hline \end{array}$$

$$\begin{array}{r} 644 \\ - 314 \\ \hline \end{array}$$

$$\begin{array}{r} 576 \\ - 243 \\ \hline \end{array}$$

$$\begin{array}{r} 125 \\ - 112 \\ \hline \end{array}$$

$$\begin{array}{r} 295 \\ - 125 \\ \hline \end{array}$$

$$\begin{array}{r} 373 \\ - 252 \\ \hline \end{array}$$

$$\begin{array}{r} 478 \\ - 131 \\ \hline \end{array}$$

$$\begin{array}{r} 153 \\ - 152 \\ \hline \end{array}$$

$$\begin{array}{r} 135 \\ - 121 \\ \hline \end{array}$$

$$\begin{array}{r} 559 \\ - 109 \\ \hline \end{array}$$

## DAY 4

Please read these instructions to ensure that all assignments are completed correctly.

### Reading

"Aunt Lee's Chicken Eggs" by Susan Manzke

Read directions carefully. Read passage and answer questions.

### Language

Subject and Predicate

Read the directions carefully and answer the questions.

### Writing

"Super Me!"

Read the directions carefully. Write a story answering the prompt with at least 8 sentences. Use the writing checklist to make sure your sentences are complete.

### Spelling

OO

Write Twice

### Math

3 digit subtraction with regrouping

Use the strategies we have learned in class to help you solve the subtraction problems.



Name: \_\_\_\_\_


## Aunt Lee's Chicken Eggs

by Susan Manzke

Some people have cats or dogs as pets. Aunt Lee is not like those people. Her two pets are chickens. Both are girl birds, or hens. One is named Lulu and the other is Molly.

Cindy came to visit Aunt Lee to help with her pets.

"It is time to collect eggs," said Aunt Lee. She handed her niece a basket.



Molly and Lulu were looking for bugs in the backyard when Cindy went to the chicken house. There was one egg in the nest. Cindy took it and put it in her basket.

As she walked toward the house, Cindy saw something white under a bush. It was another egg. She picked it up and put it in her basket, too.

"Two eggs, Aunt Lee," said Cindy. "I found one in a nest and the other one under a bush."

"Oh my," said Aunt Lee. "I hope the one from under the bush is good. If it was there for a long time, maybe it is old. It could make us sick. Which egg was under the bush?"

Cindy looked into the basket. The eggs looked the same. "I don't know," she said.

"Don't worry," said Aunt Lee. "I have a trick to figure out if an egg is good or not." She ran water into a bucket. "Gently put both eggs into the water, Cindy. A good egg will sink to the bottom. A bad egg will float."

Cindy put the eggs in the water. Both eggs went to the bottom.


"Yay!" said Aunt Lee. "Both eggs are good. We will use them to bake a cake."

Cindy smiled.

Name: \_\_\_\_\_

# Aunt Lee's Chicken Eggs

by Susan Manzke



1. Cindy is Aunt Lee's...

- a. daughter
- c. friend

- b. niece
- d. sister

2. Cindy found two eggs. Where did she find the first egg?

\_\_\_\_\_

3. Where did she find the second egg?

\_\_\_\_\_

4. Aunt Lee was afraid that...

- a. one of the eggs had a baby chick in it.
- b. one of the eggs was not round enough.
- c. one of the eggs was brown and one was white.
- d. one of the eggs could make them sick.

5. How could Aunt Lee tell the eggs were fresh and safe to eat?

\_\_\_\_\_

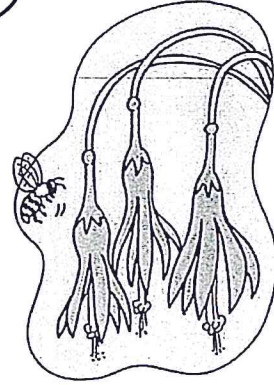
\_\_\_\_\_

Name: \_\_\_\_\_

## Subjects & Predicates

Choose a subject from the box to complete each sentence.

A big spider	A buzzing bee	My notebook
A gray dolphin	My mother	My closet
The houseplant	The eye doctor	The space alien



1. \_\_\_\_\_ looked for nectar in the flower.
2. \_\_\_\_\_ has lots of clothes in it.
3. \_\_\_\_\_ checked my vision.
4. \_\_\_\_\_ needs soil, water, and sunlight.
5. \_\_\_\_\_ landed the UFO.
6. \_\_\_\_\_ jumped in the sea.
7. \_\_\_\_\_ was upset because I broke her favorite vase.
8. \_\_\_\_\_ is filled with stories that I wrote.
9. \_\_\_\_\_ spun a web in the doorway.



“Super Me!” Continued

## Page \_\_\_\_



Name: \_\_\_\_\_

Spelling List A-19



Write each word twice.

1. spoon

2. moon

3. food

4. cool

5. noon

6. ZOO

❖ Review Words ❖

7. stop

---

---

---

---

---

---

8. snack

---

---

---

---

---

---

★ Star Words ★

9. tooth

---

---

---

---

---

---

10. school

---

---

---

---

---

---

**Writing**

Write a sentence with a spelling word in it.

---

---

---

---

---

---

Name: \_\_\_\_\_

Math Day 4

3

### AMI 4: 3 Digit Subtraction RG

$$\begin{array}{r} 535 \\ - 432 \\ \hline \end{array}$$

$$\begin{array}{r} 393 \\ - 301 \\ \hline \end{array}$$

$$\begin{array}{r} 551 \\ - 470 \\ \hline \end{array}$$

$$\begin{array}{r} 745 \\ - 411 \\ \hline \end{array}$$

$$\begin{array}{r} 769 \\ - 591 \\ \hline \end{array}$$

$$\begin{array}{r} 228 \\ - 159 \\ \hline \end{array}$$

$$\begin{array}{r} 420 \\ - 238 \\ \hline \end{array}$$

$$\begin{array}{r} 555 \\ - 299 \\ \hline \end{array}$$

$$\begin{array}{r} 145 \\ - 136 \\ \hline \end{array}$$

$$\begin{array}{r} 686 \\ - 405 \\ \hline \end{array}$$

$$\begin{array}{r} 527 \\ - 522 \\ \hline \end{array}$$

$$\begin{array}{r} 595 \\ - 214 \\ \hline \end{array}$$

$$\begin{array}{r} 857 \\ - 268 \\ \hline \end{array}$$

$$\begin{array}{r} 105 \\ - 100 \\ \hline \end{array}$$

$$\begin{array}{r} 172 \\ - 169 \\ \hline \end{array}$$

$$\begin{array}{r} 615 \\ - 398 \\ \hline \end{array}$$

$$\begin{array}{r} 122 \\ - 103 \\ \hline \end{array}$$

$$\begin{array}{r} 970 \\ - 157 \\ \hline \end{array}$$

$$\begin{array}{r} 692 \\ - 655 \\ \hline \end{array}$$

$$\begin{array}{r} 156 \\ - 149 \\ \hline \end{array}$$

## DAY 5

Please read these instructions to ensure that all assignments are completed correctly.

### Reading

"Pictures in the Sky" by Anita Amin

Read directions carefully. Read passage and answer questions.

### Language

Subject and Predicate

Read the directions carefully and answer the questions.

### Writing

"Making Money"

Read the directions carefully. Write a story answering the prompt with at least 8 sentences. Use the writing checklist to make sure your sentences are complete.

### Spelling

OO

ABC Order

### Math

3 digit addition and subtraction Mixed

Use the strategies we have learned in class to help you solve the addition and subtraction problems.

Name: \_\_\_\_\_

# Pictures in the Sky

by Anita Amin

"Look at that cloud," Emma told her brother Alex. They were sitting outside in their backyard. The sky was blue and full of fluffy clouds.

Alex looked up at the white cloud. "It looks like a duck," he said.

"To me it looks like a big dog," Emma said. She pointed to another white cloud. "What about that one?"

"It looks like an octopus," Alex said.

"To me it looks like a bunch of balloons," Emma pointed to another white cloud. "What about that one?"


"It looks like a man with a long beard," Alex said.

"To me it looks like a tree," Emma pointed to a dark cloud. "What about that one?"

"It looks like a car with people in it," Alex said.

"To me it looks like rain!" Emma cried.

They raced back inside and watched the rain pour down.






Name: \_\_\_\_\_

# Pictures in the Sky

by Anita Amin

1. Where does this story take place?
  - a. at the park
  - b. in Emma and Alex's house
  - c. on a grassy hill
  - d. in Emma and Alex's backyard



2. Alex saw a cloud that looked like an octopus.  
What did Emma think it looked like?

\_\_\_\_\_

3. Which cloud was probably dark gray?
  - a. The cloud that looked like a duck.
  - b. The cloud that looked like a man with a beard.
  - c. The cloud that looked like a horse.
  - d. The cloud that looked like a car.

4. How many clouds do Emma and Alex see in this story? \_\_\_\_\_

5. When does this story take place?
  - a. right after it rains
  - b. right before it rains
  - c. on a Thursday night
  - d. on a clear day

Name: \_\_\_\_\_

## Subjects & Predicates

Choose a predicate from the box to complete each sentence.

watered her flowers.	barked all night long.	drove me to school.
blew in the wind.	ate crickets.	cut the boy's hair.
fixed the sink.	slept in her crib.	flew the airplane.

1. The gardener \_\_\_\_\_.

2. The pilot \_\_\_\_\_.

3. The little puppy \_\_\_\_\_.

4. The barber \_\_\_\_\_.


5. James' baby sister \_\_\_\_\_.

6. The flag \_\_\_\_\_.

7. The lizard \_\_\_\_\_.

8. The plumber \_\_\_\_\_.

9. The bus driver \_\_\_\_\_.



Name: \_\_\_\_\_

# Making Money



Describe some ways a person your age could earn money.

This image shows a single sheet of white paper with horizontal blue or grey ruling lines. The lines are evenly spaced and run across the width of the page. There are approximately 20 lines visible. The paper appears to be from a notebook or a standard sheet of stationery. There is no handwriting or other markings on the page.

Name: \_\_\_\_\_

## “Making Money” Continued

# Making Money

Page \_\_\_\_

This image shows a single sheet of white paper with horizontal ruling lines. The lines are evenly spaced and run across the width of the page. There are no margins, text, or other markings on the paper.

Name: \_\_\_\_\_

# ABC Order

Spelling Unit B-19



Rewrite each set of spelling words in ABC order.

1. book, loops, crook

_____	_____	_____
_____	_____	_____
_____	_____	_____

2. stood, spoon, noon

_____	_____	_____
_____	_____	_____
_____	_____	_____

3. tool, pool, took, good

_____	_____	_____	_____
_____	_____	_____	_____
_____	_____	_____	_____

❖ 4. soft, city, ice

_____	_____	_____
_____	_____	_____
_____	_____	_____

★ 5. cookies, balloon

_____	_____
_____	_____
_____	_____



## Noetic Learning Math Worksheet

Name: 

Date: Nov 01, 2019 Timer: 00:11

**Excellent Job! Your score is 100%!**

Good Job! Your score is %. Incorrect answers are in RED.

Sorry! Your score is only %. Incorrect answers are in RED.

1)  
$$\begin{array}{r} 963 \\ - 385 \\ \hline \end{array}$$

2)  
$$\begin{array}{r} 411 \\ - 174 \\ \hline \end{array}$$

3)  
$$\begin{array}{r} 944 \\ - 601 \\ \hline \end{array}$$

4)  
$$\begin{array}{r} 761 \\ - 167 \\ \hline \end{array}$$

5)  
$$\begin{array}{r} 561 \\ - 428 \\ \hline \end{array}$$

6)  
$$\begin{array}{r} 393 \\ + 841 \\ \hline \end{array}$$

7)  
$$\begin{array}{r} 760 \\ + 671 \\ \hline \end{array}$$

8)  
$$\begin{array}{r} 774 \\ + 562 \\ \hline \end{array}$$

9)  
$$\begin{array}{r} 833 \\ - 109 \\ \hline \end{array}$$

10)  
$$\begin{array}{r} 502 \\ - 200 \\ \hline \end{array}$$

11)  
$$\begin{array}{r} 287 \\ - 170 \\ \hline \end{array}$$

12)  
$$\begin{array}{r} 899 \\ - 726 \\ \hline \end{array}$$

13)  
$$\begin{array}{r} 905 \\ + 383 \\ \hline \end{array}$$

14)  
$$\begin{array}{r} 579 \\ - 109 \\ \hline \end{array}$$

15)  
$$\begin{array}{r} 881 \\ - 278 \\ \hline \end{array}$$

16)  
$$\begin{array}{r} 542 \\ - 357 \\ \hline \end{array}$$

17)  
$$\begin{array}{r} 661 \\ + 775 \\ \hline \end{array}$$

18)  
$$\begin{array}{r} 636 \\ - 549 \\ \hline \end{array}$$

19)  
$$\begin{array}{r} 955 \\ - 270 \\ \hline \end{array}$$

20)  
$$\begin{array}{r} 897 \\ + 939 \\ \hline \end{array}$$

**Excellent Job! Your score is 100%!**

Good Job! Your score is %. Incorrect answers are in RED.

Sorry! Your score is only %. Incorrect answers are in RED.

### Writer's Checklist

Complete Sentences need:

- ✓ capitol letter
- ✓ Noun
- ✓ Verb
- ✓ Punctuation
- ✓ Makes sense

Your writing needs:

- ✓ A title
- ✓ A topic sentence
- ✓ Detail sentences
- ✓ Closing sentence.

### Writer's Checklist

Complete Sentences need:

- ✓ capitol letter
- ✓ Noun
- ✓ Verb
- ✓ Punctuation
- ✓ Makes sense

Your writing needs:

- ✓ A title
- ✓ A topic sentence
- ✓ Detail sentences
- ✓ Closing sentence.

### Writer's Checklist

Complete Sentences need:

- ✓ capitol letter
- ✓ Noun
- ✓ Verb
- ✓ Punctuation
- ✓ Makes sense

Your writing needs:

- ✓ A title
- ✓ A topic sentence
- ✓ Detail sentences
- ✓ Closing sentence.

### Writer's Checklist

Complete Sentences need:

- ✓ capitol letter
- ✓ Noun
- ✓ Verb
- ✓ Punctuation
- ✓ Makes sense

Your writing needs:

- ✓ A title
- ✓ A topic sentence
- ✓ Detail sentences
- ✓ Closing sentence.