

DAY 1

Please read these instructions to ensure that all assignments are completed correctly.

Reading

"Ian Builds a Snowman"

Read directions carefully. Read passage and answer questions

Language

Zoo syllables. Break each word into syllables.

Remember: a syllable is a word, or a part of a word, with a talking vowel.

Writing

Winter Shovel Writing Prompt

Look closely at the picture. Make up a story about the picture.

You can use the writer's checklist attached to the prompt to help you with your writing. You need at least 4 complete sentences.

Spelling

Look over our spelling list.

Day 1 spelling: Write each word twice.

Math

Addition and Subtraction practice. Double check the signs!!!

Name: _____

Ian Builds a Snowman

by Anita N. Amin

"Snow!" Ian cried as he raced out into his front yard one morning. The fresh snow was knee-deep.

His dog, Sir Wags-a-Lot, ran into the snow, too.

"Fetch, Sir Wags-a-Lot!" Ian threw a stick.

Sir Wags-a-Lot dashed after it.



"Hey, let's build a snowman!" Ian's friend, Anna, called from across the street. She joined Ian.

Ian and Anna rolled the snow into three big balls and stacked them.

"I'll go get some things for the face." Ian ran inside. He got some plums for the eyes, a carrot for the nose, and licorice for the mouth. He came back outside.

Anna put a stick in the snowman to make an arm.

"Wait!" Ian cried. But it was too late.

Sir Wags-a-Lot jumped at the snowman's arms. The snowman fell over.

"Oh well." Anna laughed. "You know what that means." She rolled some snow into a small snowball.

Zing! It flew past Ian's ears. Ian ducked behind a tree.

"It's time for a snowball fight!" Ian laughed.

Name: _____

Ian Builds a Snowman

by Anifa N. Amin



1. Who asked Ian to build a snowman?

- a. Pete
- b. Sir Wags-a-Lot
- c. Anna
- d. Ian's dad

2. How many snowballs did Ian use to make the snowman's body?

- a. one
- b. three
- c. two
- d. four

3. List the items that Ian used to make the snowman's face.

4. What caused Ian to have a snowball fight?

Name: _____

Syllable Zoo

Divide each word by putting a slash (/) symbol between each syllable. On the space provided, write how many syllables each word has. Use a dictionary if you're not sure where to divide the syllables.

example: a n / i / m a l 3
 p e n / g u i n 2



1. elephant _____

2. zebra _____

3. lion _____

4. skunk _____

5. walrus _____

6. pelican _____

7. wolf _____

8. monkey _____

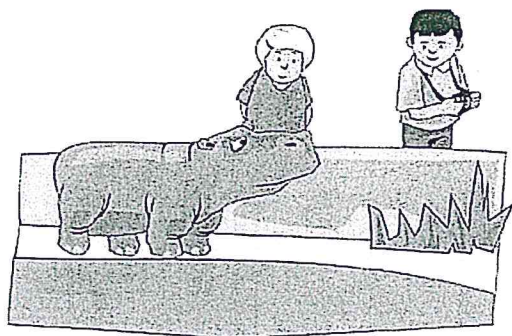
9. chimpanzee _____

10. snake _____

11. hippo _____

12. kangaroo _____

13. bear _____



14. alligator _____

15. ostrich _____

16. panda _____

Directions: Write a story to go along with the picture.

_____ (title) _____

Written by: _____ (your name) _____



Page _____

Name: _____

This image shows a single sheet of white paper with horizontal blue or grey ruling lines. The lines are evenly spaced and run across the width of the page. There are no margins, text, or other markings on the paper.

Name: _____

Spelling List A-12



Write each word twice.

1. one

2. from

3. all

4. most

5. what

6. come

❖ Review Words ❖

7. my

_____	_____
-----	-----
_____	_____

8. I

_____	_____
-----	-----
_____	_____

★ Star Words ★

9. was

_____	_____
-----	-----
_____	_____

10. said

_____	_____
-----	-----
_____	_____

Writing

Write a sentence with two spelling words in it.

Name: _____

addition and subtraction: no re-grouping

Addition and Subtraction

a. $\begin{array}{r} 2 \\ + 7 \\ \hline \end{array}$ $\begin{array}{r} 1 \\ + 4 \\ \hline \end{array}$ $\begin{array}{r} 0 \\ + 8 \\ \hline \end{array}$ $\begin{array}{r} 18 \\ - 8 \\ \hline \end{array}$ $\begin{array}{r} 2 \\ + 9 \\ \hline \end{array}$

b. $\begin{array}{r} 9 \\ - 7 \\ \hline \end{array}$ $\begin{array}{r} 8 \\ + 6 \\ \hline \end{array}$ $\begin{array}{r} 17 \\ - 2 \\ \hline \end{array}$ $\begin{array}{r} 5 \\ + 4 \\ \hline \end{array}$ $\begin{array}{r} 14 \\ - 3 \\ \hline \end{array}$


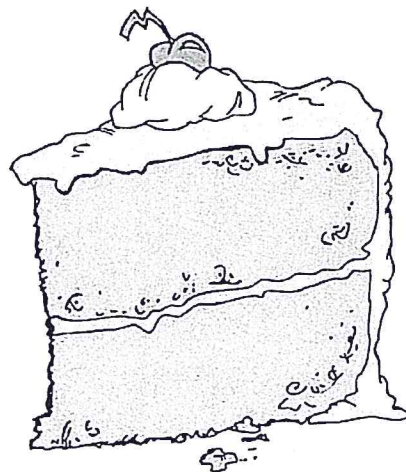
c. $\begin{array}{r} 8 \\ - 2 \\ \hline \end{array}$ $\begin{array}{r} 16 \\ - 4 \\ \hline \end{array}$ $\begin{array}{r} 7 \\ - 0 \\ \hline \end{array}$ $\begin{array}{r} 3 \\ + 4 \\ \hline \end{array}$ $\begin{array}{r} 6 \\ + 5 \\ \hline \end{array}$ $\begin{array}{r} 19 \\ - 7 \\ \hline \end{array}$ $\begin{array}{r} 12 \\ - 2 \\ \hline \end{array}$

d. $\begin{array}{r} 6 \\ + 6 \\ \hline \end{array}$ $\begin{array}{r} 18 \\ - 7 \\ \hline \end{array}$ $\begin{array}{r} 19 \\ - 4 \\ \hline \end{array}$ $\begin{array}{r} 3 \\ + 9 \\ \hline \end{array}$ $\begin{array}{r} 1 \\ + 4 \\ \hline \end{array}$ $\begin{array}{r} 7 \\ + 3 \\ \hline \end{array}$ $\begin{array}{r} 3 \\ - 2 \\ \hline \end{array}$

e. $\begin{array}{r} 18 \\ - 2 \\ \hline \end{array}$ $\begin{array}{r} 9 \\ - 3 \\ \hline \end{array}$ $\begin{array}{r} 6 \\ + 7 \\ \hline \end{array}$ $\begin{array}{r} 8 \\ + 5 \\ \hline \end{array}$ $\begin{array}{r} 17 \\ - 3 \\ \hline \end{array}$ $\begin{array}{r} 1 \\ + 9 \\ \hline \end{array}$ $\begin{array}{r} 8 \\ + 4 \\ \hline \end{array}$

f. $\begin{array}{r} 3 \\ + 7 \\ \hline \end{array}$ $\begin{array}{r} 15 \\ - 3 \\ \hline \end{array}$

g. $\begin{array}{r} 4 \\ + 6 \\ \hline \end{array}$ $\begin{array}{r} 2 \\ + 5 \\ \hline \end{array}$



$\begin{array}{r} 8 \\ + 9 \\ \hline \end{array}$ $\begin{array}{r} 2 \\ + 7 \\ \hline \end{array}$

$\begin{array}{r} 10 \\ - 5 \\ \hline \end{array}$ $\begin{array}{r} 16 \\ - 3 \\ \hline \end{array}$

DAY 2

Please read these instructions to ensure that all assignments are completed correctly.

Reading

"The Car Trip"

Read directions carefully. Read passage and answer questions

Language

Flower Subjects. Remember the subject is who or what the sentence is about. Add a subject to each sentence. Make sure to capitalize the first word of the sentence.

Writing

Look closely at the picture of the girl standing by the box with a free puppy. Write a short story about that picture. Use the writer's checklist to help you. You need at least 4 complete sentences.

Spelling

Complete each sentence with a spelling word. Be sure to choose the best word for the sentence. Each one will only be used once.

Math

2-digit addition with hundreds chart.

Use the 100s chart attached to help solve the problems.

Remember, go down for tens' place and to the right for ones' place.

Name: _____

The Car Trip

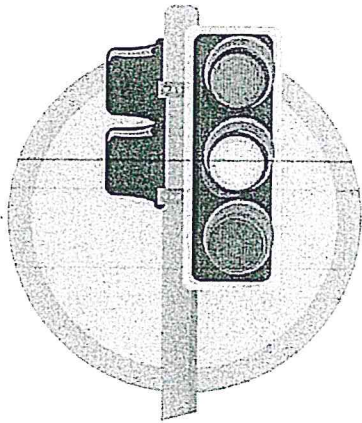

by Ruth Donnelly

We are going on a trip.

Not on a plane! Not in a ship!

We will ride in our new car.

Buckle up--we will go far.



Red light, stop. Green light, go.

Yellow light means slow, slow, slow.

Baby brother starts to fret.

Sister says, "Are we there yet?"

Quiet, now. Don't make a peep.

Baby brother's fast asleep.

I'm as quiet as a mouse ...


And here we are--at Grandma's house!



Name: _____

The Car Trip

by Ruth Donnelly



1. Where is the family going?

2. Who falls asleep in the poem?

3. What does the yellow light mean?

4. What does sister say?

5. What kind of car does the family have?
 - a. old car
 - b. slow car
 - c. new car
 - d. fast car

Name: _____

Simple Subjects

The complete subject of a sentence tells what the sentence is about.

The huge, green, slimy alien from Mars waved to us.

The simple subject also tells who or what the sentence is about, but it doesn't have all the descriptive words. The simple subject is just a single noun.

The huge, green, slimy alien from Mars waved to us.



Read each sentence. Draw a line under the complete subject. Circle the simple subject.

1. The angry chef slammed the pots and pans.
2. Every child in town wants that toy.
3. Edward's youngest brother plays the guitar very well.
4. The soldier guarded the fort.
5. My next-door neighbor makes the best stew in the world.
6. Daniel's favorite breakfast cereal is on sale this week.
7. The pink cell phone with the flower stickers belongs to Kathy.
8. The old, green turtle hides in its shell.
9. Holly's friend Susan went on vacation to California.
10. The funny circus clown made us all laugh.
11. The book under the coffee table needs to be returned to the library.
12. The maple tree in the front yard was struck by lightning.

Write a story to go along with the picture.

(title)

Written by: _____

(your name)



Page _____

Name: _____

Super Teacher Worksheets - www.superteacherworksheets.com

Name: _____

Spelling Unit A-12

Spelling

one	from	come
said	all	what



1. _____ are you eating?
2. Please _____ here.
3. I opened a letter _____ Grandma.
4. Fiona invited _____ her friends to her party.
5. Kevin has _____ brother.
6. "I would like a cookie, please!" Ally _____.

Name: _____

2-Digit Addition without Regrouping

Addition

Find the sums.

a.
$$\begin{array}{r} 32 \\ + 15 \\ \hline \end{array}$$

b.
$$\begin{array}{r} 44 \\ + 34 \\ \hline \end{array}$$



c.
$$\begin{array}{r} 41 \\ + 10 \\ \hline \end{array}$$

d.
$$\begin{array}{r} 20 \\ + 29 \\ \hline \end{array}$$

e.
$$\begin{array}{r} 62 \\ + 6 \\ \hline \end{array}$$

f.
$$\begin{array}{r} 72 \\ + 26 \\ \hline \end{array}$$

g.
$$\begin{array}{r} 34 \\ + 23 \\ \hline \end{array}$$

h.
$$\begin{array}{r} 5 \\ + 61 \\ \hline \end{array}$$

i.
$$\begin{array}{r} 54 \\ + 20 \\ \hline \end{array}$$


j.
$$\begin{array}{r} 83 \\ + 16 \\ \hline \end{array}$$

- k. Ken has 25 toy cars.
Tim has 13 toy cars.
How many toy cars do they have altogether?

- l. Sara has 34 dolls.
She buys 3 more.
How many dolls does she have in all?

Name: _____

100 Chart



1	2	3	4	5	6	7	8	9	10
11	12	13	14	15	16	17	18	19	20
21	22	23	24	25	26	27	28	29	30
31	32	33	34	35	36	37	38	39	40
41	42	43	44	45	46	47	48	49	50
51	52	53	54	55	56	57	58	59	60
61	62	63	64	65	66	67	68	69	70
71	72	73	74	75	76	77	78	79	80
81	82	83	84	85	86	87	88	89	90
91	92	93	94	95	96	97	98	99	100

DAY 3

Please read these instructions to ensure that all assignments are completed correctly.

Reading

"The Farmer's Great Day"

Read directions carefully. Read passage and answer questions

Language

Simple Predicates.

Remember, the predicate is what the subject is doing.

Underline the predicate in each sentence.

Writing

In the story, "The Farmer's Great Day", it was the farmer's birthday. Tell me a short story about your favorite birthday memory. Use the writer's checklist to help you with your writing. You need at least 4 sentences.

Spelling

Scrambled spelling.

Unscramble each word to the correct spelling.

Math

2-digit addition with hundreds chart.

Use the 100s chart attached to help solve the problems.

Remember, go down for tens' place and to the right for ones' place.

Name: _____

The Farmer's Great Day

by Roy Kindelberger

It is spring. "Time to plant some crops," said farmer Ted.

The pig walked away. "Oink," said the pig.

The horse walked away. "Neigh," said the horse.

The cow walked away. "Moo," said the cow.

Farmer Ted threw up his hands.

"Where are you all going?"

He ran to the barn.

Farmer Ted looked inside.

"Hello? Who is in here?"


Farmer Ted dropped his rake.

"Happy birthday!"

His family jumped from behind the hay.

Farmer Ted smiled. "I was so busy planting crops, I forgot it was my birthday."

He took a bite of cake. He said, "What a nice day. Thank you!"



Name: _____

The Farmer's Great Day

by Roy Kindelberger



1. What 3 animals are in the story?

- a. _____ b. _____
- c. _____

2. Where did the family hide?

- a. next to the barn b. in the field
- c. behind the hay d. by the pigs

3. What did the family do in the barn?

- a. sing b. plant crops
- c. bake a cake d. eat cake

4. What is the setting of the story?

Name: _____


Simple Predicates

The complete predicate of a sentence tells what the subject does or is. It includes a verb and all other details that describe what is going on.

example: My father fixed the dryer.

The simple predicate is the main verb in the predicate that tells what the subject does.

example: My father fixed the dryer.



**Read each sentence. Draw a line under the complete predicate.
Circle the simple predicate.**

1. Jordan slept on the couch.
2. The tiny ladybug landed on my arm.
3. The gray spider spun a beautiful web.
4. The bedroom door slammed shut.
5. My friends and I played lacrosse in the field behind the school.
6. Sara picked a stick up from the ground.
7. The brown cow grazed in the meadow.
8. Mark sneezed loudly.
9. We raced go-carts around the track.
10. Marcia baked a chocolate cake in the oven.
11. The candles on the birthday cake burned brightly.
12. Isabella opened up her umbrella.

Name: _____

The Farmer's Great Day

by Roy Kindelberger

In the story, "The Farmer's Great Day," the farmer gets a birthday surprise from his family.

On the lines below, write about one of your favorite birthday memories.



Name: _____

Scrambled Spelling



Unscramble the spelling words from list A-12.

1. s w a

6. I

2. n o e

7. l a l

3. h t a w

8. m c o e

4. y m

9. m r f o

5. s o m t

10. i a s d

Word Box

one

from

all

most

what

come

my

I

was

said

Name: _____

Addition

Find the sums.



a.
$$\begin{array}{r} 72 \\ + 19 \\ \hline \end{array}$$

b.
$$\begin{array}{r} 46 \\ + 27 \\ \hline \end{array}$$

c.
$$\begin{array}{r} 14 \\ + 33 \\ \hline \end{array}$$

d.
$$\begin{array}{r} 83 \\ + 36 \\ \hline \end{array}$$

e.
$$\begin{array}{r} 50 \\ + 57 \\ \hline \end{array}$$

f.
$$\begin{array}{r} 67 \\ + 8 \\ \hline \end{array}$$

g.
$$\begin{array}{r} 56 \\ + 65 \\ \hline \end{array}$$

h.
$$\begin{array}{r} 44 \\ + 46 \\ \hline \end{array}$$

i.
$$\begin{array}{r} 5 \\ + 29 \\ \hline \end{array}$$

j.
$$\begin{array}{r} 38 \\ + 27 \\ \hline \end{array}$$


k.
$$\begin{array}{r} 99 \\ + 99 \\ \hline \end{array}$$

- l. Sam has 29 books.
Jan has 44 books.
How many books do they have altogether?

- m. Nate has 47 chapter books.
He buys 13 more.
How many chapter books does he have in all?

Name: _____

100 Chart



1	2	3	4	5	6	7	8	9	10
11	12	13	14	15	16	17	18	19	20
21	22	23	24	25	26	27	28	29	30
31	32	33	34	35	36	37	38	39	40
41	42	43	44	45	46	47	48	49	50
51	52	53	54	55	56	57	58	59	60
61	62	63	64	65	66	67	68	69	70
71	72	73	74	75	76	77	78	79	80
81	82	83	84	85	86	87	88	89	90
91	92	93	94	95	96	97	98	99	100

DAY 4

Please read these instructions to ensure that all assignments are completed correctly.

Reading

"The Missing Pencil"

Read directions carefully. Read passage and answer questions.

Language

Simple subjects and predicates.

Remember, the subject is who or what the sentence is about, and the predicate is what the subject is doing.

Add a subject to the sentences in the first section, and a predicate in second section.

Writing

Look at the picture of the three bears scene. Write a story about the picture, using the writer's checklist to help. You need at least 4 sentences.

Spelling

Sentence Scramble.

Unscramble each sentence.

Remember the rules of a sentence.

Math

2-digit addition with number line


Use the number lines attached to help solve the problems.

Remember, jump for tens' place and tiptoe for ones' place.

Name: _____

The Missing Pencil

by S.V. Richard



Matt was ready to do his homework.

"I am going to ace my math test," he said.

Matt opened up his math book and grabbed his notebook.

"Uh oh," Matt said as he looked in his pencil case. His pencil was not there. "Where is my pencil?" Matt asked. "I need my pencil to do my homework."

Matt looked in his book bag. His pencil was not there. Matt looked around his desk. He did not see his pencil. Matt looked at the floor. His pencil was nowhere to be found!

"Mom, I cannot find my pencil," Matt yelled.

Mom walked into his room and pointed to the mirror. She said, "Look over there."


"What? My pencil is not over there," Matt said.

When Matt looked in the mirror, he blushed. His pencil was behind his ear!

Name: _____

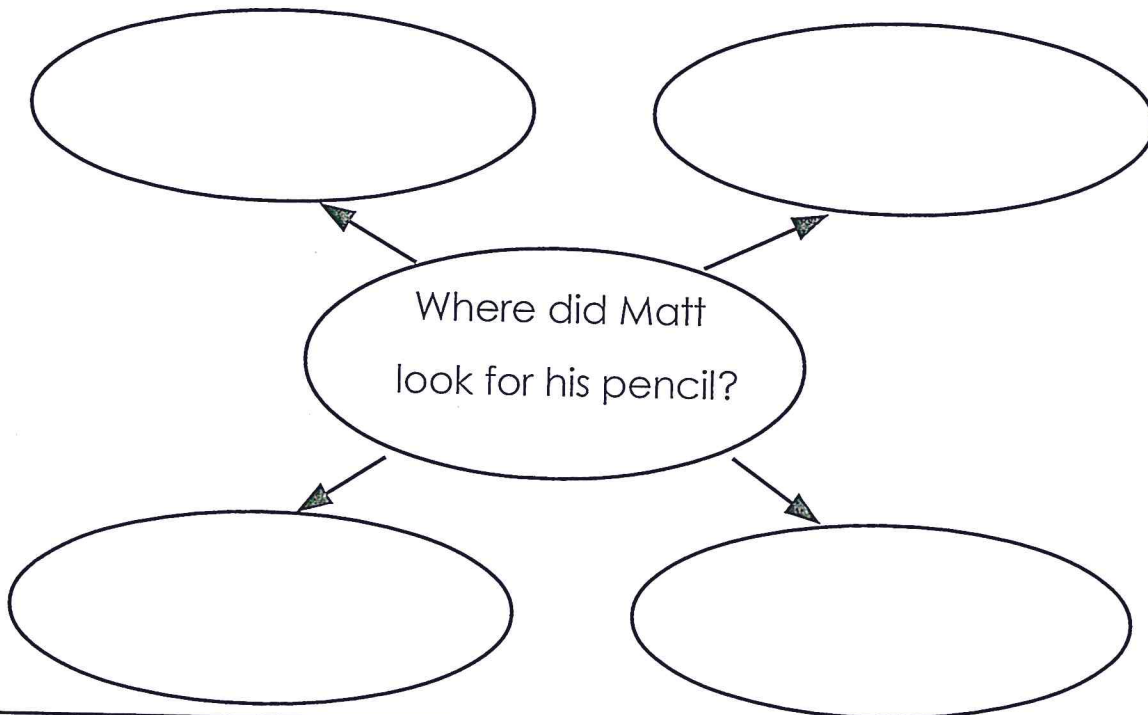
The Missing Pencil

by S.V. Richard



1. Who helped Matt find the pencil? _____
2. Matt said, "I will ace my math test." What does this mean?
 - a. He will not do well.
 - b. He will hurry.
 - c. He will get a good grade.

3. Fill in the empty circles.




Name: _____

Simple Subjects & Simple Predicates

**Circle the complete subject of each sentence below.
Underline the complete predicate.**

1. Colorful fireworks lit up the sky.
2. Doctor Sullivan and his talking parrot arrived at the party.
3. I bought a checkered shirt for Nathan.
4. My whole family ate dinner together.



Circle the simple subject in each sentence.

5. The old, wooden motorboat floats on the pond.
6. The tote bag in the closet was filled with books.
7. My brand new smartphone needs to be charged.
8. Mr. McGee's daughter plays soccer with her friends.

Circle the simple predicate in each sentence.


9. James and his friend George played catch with the football.
10. My father told me to turn off the lights.
11. Melissa built a giant dollhouse for her sister.
12. This tiny mouse chewed a giant hole in my sneaker.

❖ **Now try this:** Write a sentence with seven or more words in it. Have a friend identify the simple subject and the simple predicate in your sentence.

Color the picture. Write a story to explain what's happening.

(title)

Written by: _____
(your name)



Page _____

Name: _____

Super Teacher Worksheets - www.superteacherworksheets.com

Name: _____

Scrambled Sentences



Unscramble the sentences.

1. food. of my all I ate

2. two equals One plus three.

3. come Please me. with

4. name? is your What

Name: _____

AMI Day 4: Number Line Addition

$$\begin{array}{r} 43 \\ + 33 \\ \hline \end{array}$$

$$\begin{array}{r} 58 \\ + 10 \\ \hline \end{array}$$

$$\begin{array}{r} 13 \\ + 55 \\ \hline \end{array}$$

$$\begin{array}{r} 51 \\ + 35 \\ \hline \end{array}$$

$$\begin{array}{r} 46 \\ + 12 \\ \hline \end{array}$$

$$\begin{array}{r} 19 \\ + 70 \\ \hline \end{array}$$

$$\begin{array}{r} 13 \\ + 83 \\ \hline \end{array}$$

$$\begin{array}{r} 36 \\ + 32 \\ \hline \end{array}$$

$$\begin{array}{r} 29 \\ + 20 \\ \hline \end{array}$$

$$\begin{array}{r} 93 \\ + 0 \\ \hline \end{array}$$

$$\begin{array}{r} 82 \\ + 11 \\ \hline \end{array}$$

$$\begin{array}{r} 1 \\ + 74 \\ \hline \end{array}$$

$$\begin{array}{r} 84 \\ + 3 \\ \hline \end{array}$$

$$\begin{array}{r} 16 \\ + 83 \\ \hline \end{array}$$

$$\begin{array}{r} 51 \\ + 43 \\ \hline \end{array}$$

$$\begin{array}{r} 84 \\ + 4 \\ \hline \end{array}$$

$$\begin{array}{r} 34 \\ + 55 \\ \hline \end{array}$$

$$\begin{array}{r} 28 \\ + 61 \\ \hline \end{array}$$

$$\begin{array}{r} 50 \\ + 33 \\ \hline \end{array}$$

$$\begin{array}{r} 88 \\ + 10 \\ \hline \end{array}$$



DAY 5

Please read these instructions to ensure that all assignments are completed correctly.

Reading

"Not Now Pep"

Read directions carefully. Read passage and answer questions

Language

Simple subjects and predicates.

Remember, the subject is who or what the sentence is about, and the predicate is what the subject is doing.

Add a subject to the sentences in the first section, and a predicate in second section.

Writing

Writing prompt for "Not Now, Pep".

Write a story of how you like to exercise.

Use the writer's checklist to help. You need at least 4 complete sentences.

Spelling

Spelling word hunt.

Use the words list to help if needed.

Math

2-digit addition with number line

Use the number lines attached to help solve the problems.

Remember, jump for tens' place and tiptoe for ones' place.

Name: _____

Not Now, Pep

By Guy Belleranti

Lily and Mom wanted to exercise.

Their dog Pep wanted to play.

Pep brought his ball.

"Not now, Pep," Lily said. "Mom and I need to run."

Lily and Mom ran on the grass.

Pep brought his bone.

"Not now, Pep," Lily said. "Mom and I need to jump."

Lily and Mom jumped on the grass.

Pep brought his rope.

"Not now, Pep," Lily said. "Mom and I need to dance."


Lily and Mom danced on the grass.

Pep brought his leash.

Lily laughed. Mom laughed, too. "Yes now, Pep," they both said.

Pep ran. Pep jumped. Pep danced.

Pep gave Lily and Mom wet kisses. Lily and Mom gave Pep big hugs. Then Lily, Mom, and Pep exercised together with a fun walk!



Name: _____

Not Now, Pep

By Guy Belleranti



1. What does Pep want to do?

2. Pep brings Lily and Mom four things. What are they?

_____, _____,

_____, and _____

3. Name three ways Lily and Mom exercise before they walk Pep.

They _____.

They _____.

They _____.

4. How is Pep feeling at the end of the story?

Circle the best answer.

scared

happy

sad

tired

mad

Name: _____

Subjects & Predicates

The subject of a sentence tells who or what the sentence is about.

example: A man with a bow tie rode his bike to the store.

The predicate of a sentence tells what the subject does or is.

example: A man with a bow tie rode his bike to the store.



Draw one line under the subject of each sentence.

Draw two lines under the predicate of each sentence.

Example: The tiny chipmunk zoomed across the sidewalk.

1. Three big kids raced across the lawn.
2. The magician's trick amazed everyone.
3. Phil sent his friend a text message.
4. The creaky old door slammed shut.
5. My brother's best friend posted a message on Facebook.
6. Everybody went to the beach this morning.
7. Mrs. Portik's car stopped in front of the mailbox.
8. The sun shines across the ocean.
9. The bird's feathers were yellow.
10. The carrot sticks were delicious.
11. James, Curtis, and Ed played miniature golf.
12. The plastic bag was full of groceries from the supermarket.

Name: _____

Not Now, Pep

By Guy Belleranti

In the story, “Not Now, Pep,” Lily and Mom have fun exercising. Then they take Pep for a walk. Even Pep has fun exercising!



How do you like to exercise? Write your answer on the lines below. Use complete sentences.

1
2
3
4
5
6
7
8
9
10
11
12
13
14
15
16
17
18
19
20
21
22
23
24
25
26
27
28
29
30
31
32
33
34
35
36
37
38
39
40
41
42
43
44
45
46
47
48
49
50
51
52
53
54
55
56
57
58
59
60
61
62
63
64
65
66
67
68
69
70
71
72
73
74
75
76
77
78
79
80
81
82
83
84
85
86
87
88
89
90
91
92
93
94
95
96
97
98
99
100
101
102
103
104
105
106
107
108
109
110
111
112
113
114
115
116
117
118
119
120
121
122
123
124
125
126
127
128
129
130
131
132
133
134
135
136
137
138
139
140
141
142
143
144
145
146
147
148
149
150
151
152
153
154
155
156
157
158
159
160
161
162
163
164
165
166
167
168
169
170
171
172
173
174
175
176
177
178
179
180
181
182
183
184
185
186
187
188
189
190
191
192
193
194
195
196
197
198
199
200
201
202
203
204
205
206
207
208
209
210
211
212
213
214
215
216
217
218
219
220
221
222
223
224
225
226
227
228
229
230
231
232
233
234
235
236
237
238
239
240
241
242
243
244
245
246
247
248
249
250
251
252
253
254
255
256
257
258
259
260
261
262
263
264
265
266
267
268
269
270
271
272
273
274
275
276
277
278
279
280
281
282
283
284
285
286
287
288
289
290
291
292
293
294
295
296
297
298
299
300
301
302
303
304
305
306
307
308
309
310
311
312
313
314
315
316
317
318
319
320
321
322
323
324
325
326
327
328
329
330
331
332
333
334
335
336
337
338
339
340
341
342
343
344
345
346
347
348
349
350
351
352
353
354
355
356
357
358
359
360
361
362
363
364
365
366
367
368
369
370
371
372
373
374
375
376
377
378
379
380
381
382
383
384
385
386
387
388
389
390
391
392
393
394
395
396
397
398
399
400
401
402
403
404
405
406
407
408
409
410
411
412
413
414
415
416
417
418
419
420
421
422
423
424
425
426
427
428
429
430
431
432
433
434
435
436
437
438
439
440
441
442
443
444
445
446
447
448
449
450
451
452
453
454
455
456
457
458
459
460
461
462
463
464
465
466
467
468
469
470
471
472
473
474
475
476
477
478
479
480
481
482
483
484
485
486
487
488
489
490
491
492
493
494
495
496
497
498
499
500
501
502
503
504
505
506
507
508
509
510
511
512
513
514
515
516
517
518
519
520
521
522
523
524
525
526
527
528
529
530
531
532
533
534
535
536
537
538
539
540
541
542
543
544
545
546
547
548
549
550
551
552
553
554
555
556
557
558
559
560
561
562
563
564
565
566
567
568
569
570
571
572
573
574
575
576
577
578
579
580
581
582
583
584
585
586
587
588
589
590
591
592
593
594
595
596
597
598
599
600
601
602
603
604
605
606
607
608
609
610
611
612
613
614
615
616
617
618
619
620
621
622
623
624
625
626
627
628
629
630
631
632
633
634
635
636
637
638
639
640
641
642
643
644
645
646
647
648
649
650
651
652
653
654
655
656
657
658
659
660
661
662
663
664
665
666
667
668
669
670
671
672
673
674
675
676
677
678
679
680
681
682
683
684
685
686
687
688
689
690
691
692
693
694
695
696
697
698
699
700
701
702
703
704
705
706
707
708
709
710
711
712
713
714
715
716
717
718
719
720
721
722
723
724
725
726
727
728
729
730
731
732
733
734
735
736
737
738
739
740
741
742
743
744
745
746
747
748
749
750
751
752
753
754
755
756
757
758
759
760
761
762
763
764
765
766
767
768
769
770
771
772
773
774
775
776
777
778
779
780
781
782
783
784
785
786
787
788
789
790
791
792
793
794
795
796
797
798
799
800
801
802
803
804
805
806
807
808
809
810
811
812
813
814
815
816
817
818
819
820
821
822
823
824
825
826
827
828
829
830
831
832
833
834
835
836
837
838
839
840
84

Name: _____



Word Hunt

Spelling Unit A-12

Circle the words.

1. one o u e n e n o n e o
2. from t r o f r o m o r f
3. all a l l a i a l o l i
4. most n o s f s o m o s t
5. what t a w h a t a h w h
6. come e c o m e m o c o n
7. my m v n y n y m y m v
8. I I t i l f t i l t I
9. was a w a s a w o s v a
10. said s a l d i a s a i d

Name: _____

Addition

Find the sums.

a.
$$\begin{array}{r} 58 \\ + 59 \\ \hline \end{array}$$

b.
$$\begin{array}{r} 64 \\ + 18 \\ \hline \end{array}$$

c.
$$\begin{array}{r} 25 \\ + 81 \\ \hline \end{array}$$



d.
$$\begin{array}{r} 72 \\ + 44 \\ \hline \end{array}$$

e.
$$\begin{array}{r} 92 \\ + 72 \\ \hline \end{array}$$

f.
$$\begin{array}{r} 45 \\ + 19 \\ \hline \end{array}$$

g.
$$\begin{array}{r} 39 \\ + 94 \\ \hline \end{array}$$

h.
$$\begin{array}{r} 26 \\ + 9 \\ \hline \end{array}$$

i.
$$\begin{array}{r} 15 \\ + 52 \\ \hline \end{array}$$

j.
$$\begin{array}{r} 65 \\ + 77 \\ \hline \end{array}$$

k.
$$\begin{array}{r} 88 \\ + 39 \\ \hline \end{array}$$

- l. Max's dog buried 14 bones in the garden.
He buried 26 more the next day.
How many bones did he bury altogether?

- m. Jack had 8 Frisbees to throw to his dog.
He buys 35 more.
How many Frisbees does he have in all?



Writer's Checklist

Complete Sentences need:

- ✓ capitol letter
- ✓ Noun
- ✓ Verb
- ✓ Punctuation
- ✓ Makes sense

Your writing needs:

- ✓ A title
- ✓ A topic sentence
- ✓ Detail sentences
- ✓ Closing sentence.

Writer's Checklist

Complete Sentences need:

- ✓ capitol letter
- ✓ Noun
- ✓ Verb
- ✓ Punctuation
- ✓ Makes sense

Your writing needs:

- ✓ A title
- ✓ A topic sentence
- ✓ Detail sentences
- ✓ Closing sentence.

Writer's Checklist

Complete Sentences need:

- ✓ capitol letter
- ✓ Noun
- ✓ Verb
- ✓ Punctuation
- ✓ Makes sense

Your writing needs:

- ✓ A title
- ✓ A topic sentence
- ✓ Detail sentences
- ✓ Closing sentence.

Writer's Checklist

Complete Sentences need:

- ✓ capitol letter
- ✓ Noun
- ✓ Verb
- ✓ Punctuation
- ✓ Makes sense

Your writing needs:

- ✓ A title
- ✓ A topic sentence
- ✓ Detail sentences
- ✓ Closing sentence.