

DAY 1

Please read these instructions to ensure that all assignments are completed correctly.

Reading

"Ian Builds a Snowman"

Read directions carefully. Read passage and answer questions

Language

Zoo syllables. Break each word into syllables.

Remember: a syllable is a word, or a part of a word, with a talking vowel.

Writing

Winter Shovel Writing Prompt

Look closely at the picture. Make up a story about the picture.

You can use the writer's checklist attached to the prompt to help you with your writing. You need at least 4 complete sentences.

Spelling

Look over our spelling list.

Day 1 spelling: Write each word twice.

Name: _____

Ian Builds a Snowman

by Anita N. Amin

"Snow!" Ian cried as he raced out into his front yard one morning. The fresh snow was knee-deep.

His dog, Sir Wags-a-Lot, ran into the snow, too.

"Fetch, Sir Wags-a-Lot!" Ian threw a stick.

Sir Wags-a-Lot dashed after it.



"Hey, let's build a snowman!" Ian's friend, Anna, called from across the street. She joined Ian.

Ian and Anna rolled the snow into three big balls and stacked them.

"I'll go get some things for the face." Ian ran inside. He got some plums for the eyes, a carrot for the nose, and licorice for the mouth. He came back outside.

Anna put a stick in the snowman to make an arm.

"Wait!" Ian cried. But it was too late.

Sir Wags-a-Lot jumped at the snowman's arms. The snowman fell over.

"Oh well." Anna laughed. "You know what that means." She rolled some snow into a small snowball.

Zing! It flew past Ian's ears. Ian ducked behind a tree.

"It's time for a snowball fight!" Ian laughed.

Name: _____

Ian Builds a Snowman

by Anita N. Amin



1. Who asked Ian to build a snowman?

- a. Pete
- b. Sir Wags-a-Lot
- c. Anna
- d. Ian's dad

2. How many snowballs did Ian use to make the snowman's body?

- a. one
- b. three
- c. two
- d. four

3. List the items that Ian used to make the snowman's face.

4. What caused Ian to have a snowball fight?

Name: _____

Syllable Zoo

Divide each word by putting a slash (/) symbol between each syllable. On the space provided, write how many syllables each word has. Use a dictionary if you're not sure where to divide the syllables.

example: a n / i / m a l 3
 p e n / g u i n 2



1. elephant _____

2. zebra _____

3. lion _____

4. skunk _____

5. walrus _____

6. pelican _____

7. wolf _____

8. monkey _____

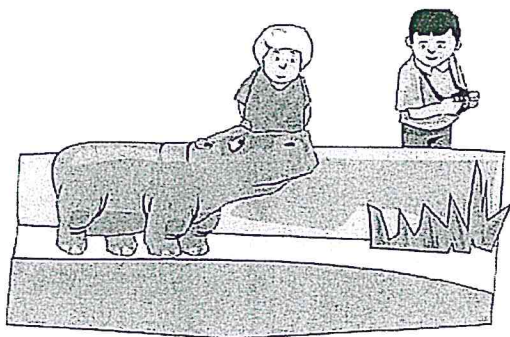
9. chimpanzee _____

10. snake _____

11. hippo _____

12. kangaroo _____

13. bear _____



14. alligator _____

15. ostrich _____

16. panda _____

Directions: Write a story to go along with the picture.

(title)

Written by: _____
(your name)



Page _____

Name: _____

This image shows a single sheet of white paper with horizontal blue or grey ruling lines. The lines are evenly spaced and run across the width of the page. There are no margins, text, or other markings on the paper.

Name: _____

Spelling List A-12



Write each word twice.

1. one

2. from

3. all

4. most

5. what

6. come

❖ Review Words ❖

7. my

_____	_____
-----	-----
_____	_____

8. I

_____	_____
-----	-----
_____	_____

★ Star Words ★

9. was

_____	_____
-----	-----
_____	_____

10. said

_____	_____
-----	-----
_____	_____

Writing

Write a sentence with two spelling words in it.

lit only

DAY 2

Please read these instructions to ensure that all assignments are completed correctly.

Reading

"The Car Trip"

Read directions carefully. Read passage and answer questions

Language

Flower Subjects. Remember the subject is who or what the sentence is about. Add a subject to each sentence. Make sure to capitalize the first word of the sentence.

Writing

Look closely at the picture of the girl standing by the box with a free puppy. Write a short story about that picture. Use the writer's checklist to help you. You need at least 4 complete sentences.

Spelling

Complete each sentence with a spelling word. Be sure to choose the best word for the sentence. Each one will only be used once.

Name: _____

The Car Trip

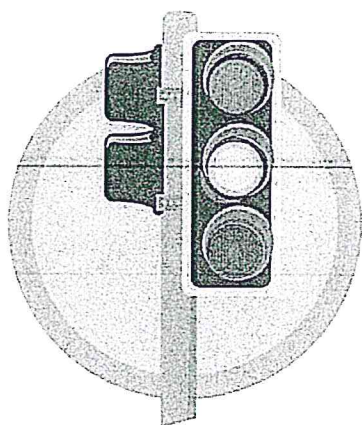

by Ruth Donnelly

We are going on a trip.

Not on a plane! Not in a ship!

We will ride in our new car.

Buckle up--we will go far.



Red light, stop. Green light, go.

Yellow light means slow, slow, slow.

Baby brother starts to fret.

Sister says, "Are we there yet?"

Quiet, now. Don't make a peep.

Baby brother's fast asleep.

I'm as quiet as a mouse ...


And here we are--at Grandma's house!



Name: _____

The Car Trip

by Ruth Donnelly



1. Where is the family going?

2. Who falls asleep in the poem?

3. What does the yellow light mean?

4. What does sister say?

5. What kind of car does the family have?

a. old car

b. slow car

c. new car

d. fast car

Name: _____

Simple Subjects

The complete subject of a sentence tells what the sentence is about.

The huge, green, slimy alien from Mars waved to us.

The simple subject also tells who or what the sentence is about, but it doesn't have all the descriptive words. The simple subject is just a single noun.

The huge, green, slimy alien from Mars waved to us.



Read each sentence. Draw a line under the complete subject. Circle the simple subject.

1. The angry chef slammed the pots and pans.
2. Every child in town wants that toy.
3. Edward's youngest brother plays the guitar very well.
4. The soldier guarded the fort.
5. My next-door neighbor makes the best stew in the world.
6. Daniel's favorite breakfast cereal is on sale this week.
7. The pink cell phone with the flower stickers belongs to Kathy.
8. The old, green turtle hides in its shell.
9. Holly's friend Susan went on vacation to California.
10. The funny circus clown made us all laugh.
11. The book under the coffee table needs to be returned to the library.
12. The maple tree in the front yard was struck by lightning.

Write a story to go along with the picture.

(title)

Written by: _____

(your name)



Page _____

Name: _____

This image shows a single sheet of white paper with horizontal ruling lines. The lines are evenly spaced and run across the width of the page. There are no margins, text, or other markings on the paper.

Name: _____

Spelling Unit A-12

Spelling

one	from	come
said	all	what



- _____

1. _____ are you eating?
- _____

2. Please _____ here.
- _____

3. I opened a letter _____ Grandma.
- _____

4. Fiona invited _____ her friends to her party.
- _____

5. Kevin has _____ brother.
- _____

6. "I would like a cookie, please!" Ally _____.

Lit Only

DAY 3

Please read these instructions to ensure that all assignments are completed correctly.

Reading

"The Farmer's Great Day"

Read directions carefully. Read passage and answer questions

Language

Simple Predicates.

Remember, the predicate is what the subject is doing.

Underline the predicate in each sentence.

Writing

In the story, "The Farmer's Great Day", it was the farmer's birthday. Tell me a short story about your favorite birthday memory. Use the writer's checklist to help you with your writing. You need at least 4 sentences.

Spelling

Scrambled spelling.

Unscramble each word to the correct spelling.

Name: _____

The Farmer's Great Day

by Roy Kindelberger

It is spring. "Time to plant some crops," said farmer Ted.

The pig walked away. "Oink," said the pig.

The horse walked away. "Neigh," said the horse.

The cow walked away. "Moo," said the cow.

Farmer Ted threw up his hands.

"Where are you all going?"

He ran to the barn.

Farmer Ted looked inside.

"Hello? Who is in here?"


Farmer Ted dropped his rake.

"Happy birthday!"

His family jumped from behind the hay.

Farmer Ted smiled. "I was so busy planting crops, I forgot it was my birthday."

He took a bite of cake. He said, "What a nice day. Thank you!"



Name: _____

The Farmer's Great Day

by Roy Kindelberger



1. What 3 animals are in the story?

a. _____

b. _____

c. _____

2. Where did the family hide?

a. next to the barn

b. in the field

c. behind the hay

d. by the pigs

3. What did the family do in the barn?

a. sing

b. plant crops

c. bake a cake

d. eat cake

4. What is the setting of the story?

Name: _____


Simple Predicates

The complete predicate of a sentence tells what the subject does or is. It includes a verb and all other details that describe what is going on.

example: My father fixed the dryer.

The simple predicate is the main verb in the predicate that tells what the subject does.

example: My father fixed the dryer.



**Read each sentence. Draw a line under the complete predicate.
Circle the simple predicate.**

1. Jordan slept on the couch.
2. The tiny ladybug landed on my arm.
3. The gray spider spun a beautiful web.
4. The bedroom door slammed shut.
5. My friends and I played lacrosse in the field behind the school.
6. Sara picked a stick up from the ground.
7. The brown cow grazed in the meadow.
8. Mark sneezed loudly.
9. We raced go-carts around the track.
10. Marcia baked a chocolate cake in the oven.
11. The candles on the birthday cake burned brightly.
12. Isabella opened up her umbrella.


Name: _____

The Farmer's Great Day

by Roy Kindelberger

In the story, "The Farmer's Great Day," the farmer gets a birthday surprise from his family.

On the lines below, write about one of your favorite birthday memories.



Name: _____

Scrambled Spelling



Unscramble the spelling words from list A-12.

1. s w a

2. n o e

3. h t a w

4. y m

5. s o m t

6. I

7. l a l

8. m c o e

9. m r f o

10. i a s d

Word Box

one

from

all

most

what

come

my

I

was

said

Lit Only

DAY 4

Please read these instructions to ensure that all assignments are completed correctly.

Reading

"The Missing Pencil"

Read directions carefully. Read passage and answer questions

Language

Simple subjects and predicates.

Remember, the subject is who or what the sentence is about, and the predicate is what the subject is doing.

Add a subject to the sentences in the first section, and a predicate in second section.

Writing

Look at the picture of the three bears scene. Write a story about the picture, using the writer's checklist to help. You need at least 4 sentences.

Spelling

Sentence Scramble.


Unscramble each sentence.

Remember the rules of a sentence.

Name: _____

The Missing Pencil

by S.V. Richard



Matt was ready to do his homework.

"I am going to ace my math test," he said.

Matt opened up his math book and grabbed his notebook.

"Uh oh," Matt said as he looked in his pencil case. His pencil was not there. "Where is my pencil?" Matt asked. "I need my pencil to do my homework."

Matt looked in his book bag. His pencil was not there. Matt looked around his desk. He did not see his pencil. Matt looked at the floor. His pencil was nowhere to be found!

"Mom, I cannot find my pencil," Matt yelled.

Mom walked into his room and pointed to the mirror. She said, "Look over there."


"What? My pencil is not over there," Matt said.

When Matt looked in the mirror, he blushed. His pencil was behind his ear!

Name: _____

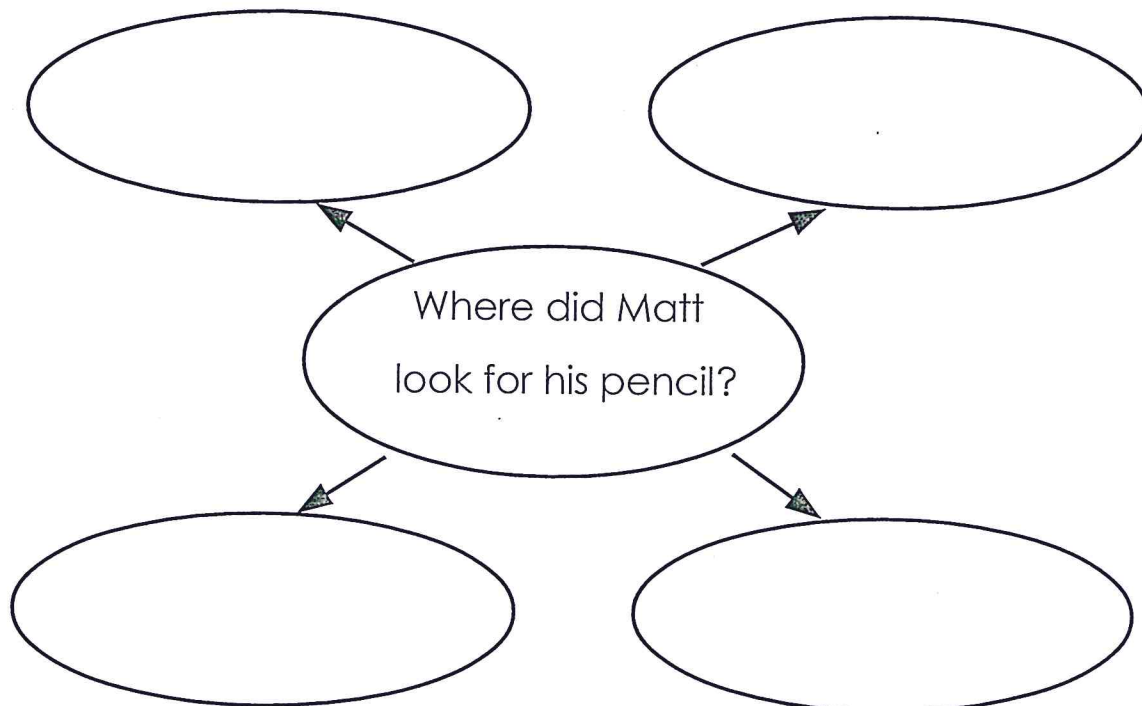
The Missing Pencil

by S.V. Richard



1. Who helped Matt find the pencil? _____
2. Matt said, "I will ace my math test." What does this mean?
 - a. He will not do well.
 - b. He will hurry.
 - c. He will get a good grade.

3. Fill in the empty circles.




Name: _____

Simple Subjects & Simple Predicates

**Circle the complete subject of each sentence below.
Underline the complete predicate.**

1. Colorful fireworks lit up the sky.
2. Doctor Sullivan and his talking parrot arrived at the party.
3. I bought a checkered shirt for Nathan.
4. My whole family ate dinner together.



Circle the simple subject in each sentence.

5. The old, wooden motorboat floats on the pond.
6. The tote bag in the closet was filled with books.
7. My brand new smartphone needs to be charged.
8. Mr. McGee's daughter plays soccer with her friends.

Circle the simple predicate in each sentence.

9. James and his friend George played catch with the football.
10. My father told me to turn off the lights.
11. Melissa built a giant dollhouse for her sister.
12. This tiny mouse chewed a giant hole in my sneaker.

❖ **Now try this:** Write a sentence with seven or more words in it. Have a friend identify the simple subject and the simple predicate in your sentence.

Color the picture. Write a story to explain what's happening.

(title)

Written by:

(your name)



Page _____

Name: _____

This image shows a single sheet of white paper with horizontal blue or grey ruling lines. The lines are evenly spaced and run across the width of the page. There are approximately 20 lines visible. The paper appears to be a standard notebook page, possibly from a composition book. There is no handwriting or other markings on the page.

Name: _____

Scrambled Sentences



Unscramble the sentences.

1. food. of my all I ate

2. two equals One plus three.

3. come Please me. with

4. name? is your What

lit only

DAY 5

Please read these instructions to ensure that all assignments are completed correctly.

Reading

"Not Now Pep"

Read directions carefully. Read passage and answer questions

Language

Simple subjects and predicates.

Remember, the subject is who or what the sentence is about, and the predicate is what the subject is doing.

Add a subject to the sentences in the first section, and a predicate in second section.

Writing

Writing prompt for "Not Now, Pep".

Write a story of how you like to exercise.

Use the writer's checklist to help. You need at least 4 complete sentences.

Spelling

Spelling word hunt.

Use the words list to help if needed.

Name: _____

Not Now, Pep

By Guy Belleranti

Lily and Mom wanted to exercise.

Their dog Pep wanted to play.

Pep brought his ball.

"Not now, Pep," Lily said. "Mom and I need to run."

Lily and Mom ran on the grass.

Pep brought his bone.

"Not now, Pep," Lily said. "Mom and I need to jump."

Lily and Mom jumped on the grass.

Pep brought his rope.

"Not now, Pep," Lily said. "Mom and I need to dance."


Lily and Mom danced on the grass.

Pep brought his leash.

Lily laughed. Mom laughed, too. "Yes now, Pep," they both said.

Pep ran. Pep jumped. Pep danced.

Pep gave Lily and Mom wet kisses. Lily and Mom gave Pep big hugs. Then Lily, Mom, and Pep exercised together with a fun walk!



Name: _____

Not Now, Pep

By Guy Belleranti



1. What does Pep want to do?

2. Pep brings Lily and Mom four things. What are they?

_____, _____,

_____, and _____

3. Name three ways Lily and Mom exercise before they walk Pep.

They _____.

They _____.

They _____.

4. How is Pep feeling at the end of the story?

Circle the best answer.

scared

happy

sad

tired

mad

Name: _____

Subjects & Predicates

The subject of a sentence tells who or what the sentence is about.

example: A man with a bow tie rode his bike to the store.

The predicate of a sentence tells what the subject does or is.

example: A man with a bow tie rode his bike to the store.



Draw one line under the subject of each sentence.

Draw two lines under the predicate of each sentence.

Example: The tiny chipmunk zoomed across the sidewalk.


1. Three big kids raced across the lawn.
2. The magician's trick amazed everyone.
3. Phil sent his friend a text message.
4. The creaky old door slammed shut.
5. My brother's best friend posted a message on Facebook.
6. Everybody went to the beach this morning.
7. Mrs. Portik's car stopped in front of the mailbox.
8. The sun shines across the ocean.
9. The bird's feathers were yellow.
10. The carrot sticks were delicious.
11. James, Curtis, and Ed played miniature golf.
12. The plastic bag was full of groceries from the supermarket.

Name: _____

Not Now, Pep

By Guy Belleranti

In the story, "Not Now, Pep," Lily and Mom have fun exercising. Then they take Pep for a walk. Even Pep has fun exercising!



How do you like to exercise? Write your answer on the lines below. Use complete sentences.

Blank lines for writing the answer.

Name: _____



Word Hunt

Spelling Unit A-12

Circle the words.

1. one o u e n e n o n e o
2. from t r o f r o m o r f
3. all a l l a i a l o l i
4. most n o s f s o m o s t
5. what t a w h a t a h w h
6. come e c o m e m o c o n
7. my m v n y n y m y m v
8. I I t i l f t i l t l
9. was a w a s a w o s v a
10. said s a l d i a s a i d

Writer's Checklist

Complete Sentences need:

- ✓ capitol letter
- ✓ Noun
- ✓ Verb
- ✓ Punctuation
- ✓ Makes sense

Your writing needs:

- ✓ A title
- ✓ A topic sentence
- ✓ Detail sentences
- ✓ Closing sentence.

Writer's Checklist

Complete Sentences need:

- ✓ capitol letter
- ✓ Noun
- ✓ Verb
- ✓ Punctuation
- ✓ Makes sense

Your writing needs:

- ✓ A title
- ✓ A topic sentence
- ✓ Detail sentences
- ✓ Closing sentence.

Writer's Checklist

Complete Sentences need:

- ✓ capitol letter
- ✓ Noun
- ✓ Verb
- ✓ Punctuation
- ✓ Makes sense

Your writing needs:

- ✓ A title
- ✓ A topic sentence
- ✓ Detail sentences
- ✓ Closing sentence.

Writer's Checklist

Complete Sentences need:

- ✓ capitol letter
- ✓ Noun
- ✓ Verb
- ✓ Punctuation
- ✓ Makes sense

Your writing needs:

- ✓ A title
- ✓ A topic sentence
- ✓ Detail sentences
- ✓ Closing sentence.